











SAFETY FENCE ACCESSORIES

Standard protective fence elements Combi-Line



	Description / Specification	Type designation	Item number
	COMBI-LINE standard field, filling welded wire mesh, black 2 × post 44 × 44 mm, incl. all required floorbrackets		
	2000 mm height, 1144 mm width	SP ZSS-ZF 2011	<u>SP-X-45-091-01</u>
	2200mm height, 1144 mm width	SP ZSS-ZF 2211	<u>SP-X-45-091-02</u>
	2000 mm height, 1544 mm width	SP ZSS-ZF 2015	<u>SP-X-45-091-05</u>
	2200 mm height, 1544 mm width	SP ZSS-ZF 2215	<u>SP-X-45-091-06</u>
	COMBI-LINE extension field, filling welded wire mesh 1 × post 44 × 44 mm, incl. all required floorbrackets		
	2000 mm height, 1100 mm width	SP ZSS-AF 2011	<u>SP-X-45-091-11</u>
	2200 mm height, 1100 mm width	SP ZSS-AF 2211	<u>SP-X-45-091-12</u>
	2000 mm height, 1500 mm width	SP ZSS-AF 2015	<u>SP-X-45-091-15</u>
	2200 mm height, 1500 mm width	SP ZSS-AF 2215	<u>SP-X-45-091-16</u>
	COMBI-LINE compensation field, filling welded wire mesh 1 × post 44 × 44 mm, incl. all required floorbrackets *Compensation fields are not pre-assembled		
	2000 mm height, up to 500 mm width	SP ZSS-AF 20A-5	<u>SP-X-45-091-21</u>
	2200 mm height, up to 500 mm width	SP ZSS-AF 22A-5	<u>SP-X-45-091-22</u>
	2000 mm height, up to 1100 mm width	SP ZSS-AF 20A-1	<u>SP-X-45-091-25</u>
	2200 mm height, up to 1100 mm width	SP ZSS-AF 22A-1	<u>SP-X-45-091-26</u>
	Hinged door type COMBI-LINE, filling welded wire mesh 1 × post 44 × 44 mm, incl. all required floorbrackets		
	2000 mm height, up to 1000 mm clear width	SP ZSS- T20	<u>SP-X-45-091-31</u>
	2200 mm height, up to 1000 mm clear width	SP ZSS- T22	<u>SP-X-45-091-32</u>
	Sliding door and COMBI-LINE standard field, filling welded wire mesh 2 × post 44 × 44 mm, incl. all required floorbrackets		
	2000 mm height, up to 1000 mm clear width	SP ZSS- SC20	<u>SP-X-45-091-41</u>
	2200 mm height, up to 1000 mm clear width	SP ZSS- SC22	<u>SP-X-45-091-42</u>

Available in all RAL colors on request. All parts, except for compensation fields, are delivered pre-assembled.

Standard protective fence elements Flex-Line

	Description / Specification	Type designation	Item number
	FLEX-LINE standard field, filling welded wire mesh 2 × post 44 × 44 mm, incl. all required floorbrackets		
	2000 mm height, 1144 mm width	SP ZFS-ZF 2011	<u>SP-X-45-093-01</u>
	2200 mm height, 1144 mm width	SP ZFS-ZF 2211	<u>SP-X-45-093-02</u>
	2000 mm height, 1544 mm width	SP ZFS-ZF 2015	<u>SP-X-45-093-05</u>
	2200 mm height, 1544 mm width	SP ZFS-ZF 2215	<u>SP-X-45-093-06</u>
	FLEX-LINE extension field, filling welded wire mesh 1 × post 44 × 44 mm, incl. all required floorbrackets		
	2000 mm height, 1100 mm width	SP ZFS-AF 2011	<u>SP-X-45-093-11</u>
	2200 mm height, 1100 mm width	SP ZFS-AF 2211	<u>SP-X-45-093-12</u>
	2000 mm height, 1500 mm width	SP ZFS-AF 2015	<u>SP-X-45-093-15</u>
	2200 mm height, 1500 mm width	SP ZFS-AF 2215	<u>SP-X-45-093-16</u>
	FLEX-LINE compensation field, filling welded wire mesh 1 × post 44 × 44 mm, incl. all required floorbrackets *Compensation fields are not pre-assembled		
	2000 mm height, up to 500 mm width	SP ZFS-AF 20A-5	<u>SP-X-45-093-21</u>
	2200 mm height, up to 500 mm width	SP ZFS-AF 22A-5	<u>SP-X-45-093-22</u>
	2000 mm height, up to 1100 mm width	SP ZFS-AF 20A-1	<u>SP-X-45-093-25</u>
	2200 mm height, up to 1100 mm width	SP ZFS-AF 22A-1	<u>SP-X-45-093-26</u>
	Hinged door type FLEX-LINE, filling welded wire mesh 1 × post 44 × 44 mm, incl. all required floorbrackets		
	2000 mm height, up to 1000 mm clear width	SP ZFS- T20	<u>SP-X-45-093-31</u>
	2200 mm height, up to 1000 mm clear width	SP ZFS- T22	<u>SP-X-45-093-32</u>
	Sliding door and FLEX-LINE standard field, filling welded wire mesh 2 × post 44 × 44 mm, incl. all required floorbrackets		
	2000 mm height, up to 1000 mm clear width	SP ZFS- SC20	<u>SP-X-45-093-41</u>
	2200 mm height, up to 1000 mm clear width	SP ZFS- SC22	<u>SP-X-45-093-42</u>

Standard protective fence elements Flex-Line







	Description / Specification	Type designation	Item number
	Quickly removable QR-field type FLEX-LINE filling welded wire mesh , 1 × post 44 × 44 mm, incl. all required floorbrackets		
	2000 mm height, up to 1000 mm clear width	SP ZFS- SE20	<u>SP-X-45-093-51</u>
	2200 mm height, up to 1000 mm clear width	SP ZFS- SE22	<u>SP-X-45-093-52</u>
	Start or end post height 2000mm, including 2 foot brackets, 3 L-brackets, 1 cap	ZA-P-20	<u>SP-X-45-099-01</u>
	Start or end post height 2200mm, including 2 foot brackets, 3 L-brackets, 1 cap	ZA-P-22	<u>SP-X-45-099-02</u>

Available in all RAL colors on request. All parts, except for compensation fields, are delivered pre-assembled.

Standard protective fence elements Flex-Line


	Description / Specification	Type designation	Item number
	FLEX-LINE standard field, filling steel sheet galvanized		
	2 × post 44 × 44 mm, incl. all required floorbrackets		
	2000 mm height, 1068 mm width	SP ZFV-ZF 2011	SP-X-45-096-01
	2200mm height, 1068 mm width	SP ZFV-ZF 2211	SP-X-45-096-02
	FLEX-LINE extension field, filling steel sheet galvanized		
	1 × post 44 × 44 mm, incl. all required floorbrackets		
	2000 mm height, 1024 mm width	SP ZFV-AF 2011	SP-X-45-096-11
	2200 mm height, 1024 mm width	SP ZFV-AF 2211	SP-X-45-096-12
	FLEX-LINE compensation field, filling steel sheet galvanized		
	1 × post 44 × 44 mm, incl. all required floorbrackets		
	*Compensation fields are not pre-assembled		
	2000 mm height, up to 500 mm width	SP ZFV-AF 20A-5	SP-X-45-096-21
	2200 mm height, up to 500 mm width	SP ZFV-AF 22A-5	SP-X-45-096-22
	2000 mm height, up to 1024 mm width	SP ZFV-AF 20A-1	SP-X-45-096-25
2200 mm height, up to 1024 mm width	SP ZFV-AF 22A-1	SP-X-45-096-26	
	Hinged door type FLEX-LINE, filling steel sheet galvanized		
	2 × post 44 × 44 mm, incl. all required floorbrackets		
	2000 mm height, up to 1000 mm clear width	SP ZFV- T20	SP-X-45-096-31
	2200 mm height, up to 1000 mm clear width	SP ZFV- T22	SP-X-45-096-32
	Sliding door and FLEX-LINE standard field, filling steel sheet galvanized		
	2 × post 44 × 44 mm, incl. all required floorbrackets		
	2000 mm height, up to 1000 mm clear width	SP ZFV- SC20	SP-X-45-096-41
2200 mm height, up to 1000 mm clear width	SP ZFV- SC22	SP-X-45-096-42	
	Quickly removable QR-field type FLEX-LINE filling steel sheet galvanized		
	1 × post 44 × 44 mm, incl. all required floorbrackets		
	2000 mm height, up to 1000 mm clear width	SP ZFV- SE20	SP-X-45-096-51
	2200 mm height, up to 1000 mm clear width	SP ZFV- SE22	SP-X-45-096-52

Standard protective fence elements Flex-Line







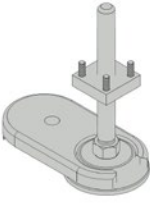

	Description / Specification	Type designation	Item number
	FLEX-LINE standard field, filling polycarbonate , 2 × post 44 × 44 mm, incl. all required floorbrackets		
	2000 mm height, 1068 mm width	SP ZFP-ZF 2011	<u>SP-X-45-098-01</u>
	2200mm height, 1068 mm width	SP ZFP-ZF 2211	<u>SP-X-45-098-02</u>
	FLEX-LINE extension field, filling polycarbonate , 1 × post 44 × 44 mm, incl. all required floorbrackets		
	2000 mm height, 1024 mm width	SP ZFP-AF 2011	<u>SP-X-45-098-11</u>
	2200 mm height, 1024 mm width	SP ZFP-AF 2211	<u>SP-X-45-098-12</u>
 <p>individual width ← →</p>	FLEX-LINE compensation field, filling polycarbonate , 1 × post 44 × 44 mm, incl. all required floorbrackets *Compensation fields are not pre-assembled		
	2000 mm height, up to 500 mm width	SP ZFP-AF 20A-5	<u>SP-X-45-098-21</u>
	2200 mm height, up to 500 mm width	SP ZFP-AF 22A-5	<u>SP-X-45-098-22</u>
	2000 mm height, up to 1024 mm width	SP ZFP-AF 20A-1	<u>SP-X-45-098-25</u>
	2200 mm height, up to 1024 mm width	SP ZFP-AF 22A-1	<u>SP-X-45-098-26</u>
	Hinged door type FLEX-LINE, filling polycarbonate , 2 × post 44 × 44 mm, incl. all required floorbrackets		
	2000 mm height, up to 1000 mm clear width	SP ZFP- T20	<u>SP-X-45-098-31</u>
	2200 mm height, up to 1000 mm clear width	SP ZFP- T22	<u>SP-X-45-098-32</u>
	Sliding door and FLEX-LINE standard field, filling polycarbonate 2 × post 44 × 44 mm, incl. all required floorbrackets		
	2000 mm height, up to 1000 mm clear width	SP ZFP- SC20	<u>SP-X-45-098-41</u>
	2200 mm height, up to 1000 mm clear width	SP ZFP- SC22	<u>SP-X-45-098-42</u>
	Quickly removable QR-field type FLEX-LINE, filling polycarbonate 1 × post 44 × 44 mm, incl. all required floorbrackets		
	2000 mm height, up to 1000 mm clear width	SP ZFP- SE20	<u>SP-X-45-098-51</u>
	2200 mm height, up to 1000 mm clear width	SP ZFP- SE22	<u>SP-X-45-098-52</u>

Available in all RAL colors on request. All parts, except for compensation fields, are delivered pre-assembled.

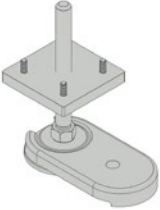
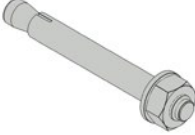






Standard protective fence elements Flex-Line

	Description / Specification	Type designation	Item number
	Start or end post height 2000mm, including 2 foot brackets, 3 L-brackets, 1 cap	Z-AP-20	<u>SP-X-45-099-01</u>
	Start or end post height 2200mm, including 2 foot brackets, 3 L-brackets, 1 cap	Z-AP-22	SP-X-45-099-02

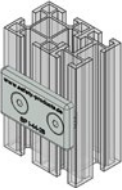
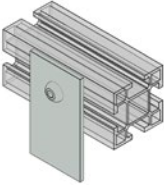






Floor mounting

Article / Function	Description / Specification	Type designation	Item number
	Floorbracket 100x100mm aluminium, with 2 screws, specialnuts	BO-BW-A-100x100 (SP005)	<u>SP-X-45-010-09</u>
	Floorbracket 100 x70 mm Aluminium, with 2 Screws, Specialnuts	BO-BA-A-70x100 (SP004)	<u>SP-X-45-010-08</u>
	Floorbracket 100x70mm aluminium, with 2 screws, specialnuts	BO-BW-S-70x100	<u>SP-X-45-010-03</u>
	Floor angle, stainless steel, including 3 screws, slot nuts	BO-BW-IN-160x140	<u>SP-X-45-010-01</u>
	Floorbracket, Galvanized steel, for diagonal fixings 45°-70°	BO-BW-S-D	<u>SP-X-45-010-02</u>
	Floorbracket, Galvanized steel, with 3 Screws, Specialnuts	BO-BWS-160-140	<u>SP-J-40-030-09</u>
	Adjustable foot, plate d = 75mm including floor mounting with mounting plate for profile 44x44	BO-SF-4/4	<u>SP-X-45-010-04</u>
	Adjustable foot, plate d = 75mm including floor mounting, with mounting plate for profile 44x88	BO-SF-4/8	<u>SP-X-45-010-05</u>


Floor mounting

Article / Function	Description / Specification	Type designation	Item number
	Adjustable foot, plate d = 75mm including floor mounting with mounting plate for profile 88x88	BO-SF-8/8	<u>SP-X-45-010-06</u>
	Expansion anchor M10 x 90 mm, galvanized	BO-SPREIZ-90	<u>SP-X-45-010-11</u>
	Expansion anchor M10 x 60mm, galvanized	BO-SPREIZ-60	<u>SP-X-45-010-12</u>
	Composite anchor complete M10 x 90 mm, Anchor rod und cartridge	BO-VERBUND-K	<u>SP-X-45-010-15</u>
	Anchor rod HAS M10 x 90/21	BO-VERBUND-S	<u>SP-X-45-010-17</u>
	Cartridge HVU M10 x 90	BO-VERBUND-P	<u>SP-X-45-010-18</u>
	Composite ground sleeve with cartridge, Innengewinde M8 x 90	BO-VERBUND-BH	<u>SP-X-45-010-19</u>
	Screw anchor 10 x 90mm, for non-cracked concrete	BO-SCHRAUB-90	<u>SP-X-45-010-20</u>


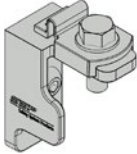
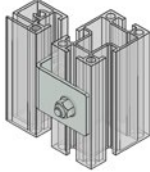
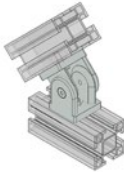


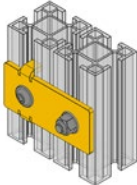
Fixings

Article / Function	Description / Specification	Type designation	Item number
	I-Bracket , for Connection of the Profiles 44/26 mm	BE-I-44-26	<u>SP-X-45-020-01</u>
	Stop flap aluminium, 80 × 45 mm, 3 mm,	BE-AL-80	<u>SP-X-45-020-02</u>
	Corner panel 90° 245 × 245mm, steel galvanized 3 mm	BE-EP-90-S	<u>SP-X-45-020-04</u>
	Corner panel 90° 245 × 245 mm, steel galvanized 3 mm	BE-EP-90-V	<u>SP-X-45-020-05</u>
	Profile connector 135°, 160 × 160 mm, Galvanized steel	BE-VERB-135-L	<u>SP-X-45-020-06</u>
	Profile connector 135°, 80 × 80 mm, Galvanized steel	BE-VERB-135-K	<u>SP-X-45-020-07</u>
	Angle bracket, Angle variable, steel zinc-anodized, screws, special nuts	BE-WB-V	<u>SP-X-45-020-08</u>
	Angle bracket, angle fixed, steel zinc-plated	BE-WB-S	<u>SP-X-45-020-09</u>

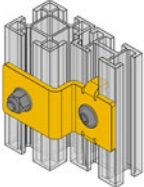
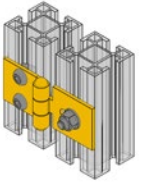


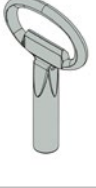


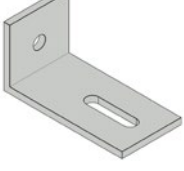
Fixings

Article / Function	Description / Specification	Type designation	Item number
	Corner strut aluminium angled profile anodized, 40 × 20 × 5 mm L=995 mm	BE-ECK-ST-995	<u>SP-X-45-020-10</u>
	L-bracket premounted	BE-L (SP002)	<u>SP-X-45-020-11</u>
	T-bracket premounted	BE-T (SP003)	<u>SP-X-45-020-12</u>
	Packing angle, small preassembled, Dimension: 110x115x100mm	BE-W-2 (SP006)	<u>SP-X-45-020-13</u>
	I-Bracket, for Connection of the Profiles 44 / 44 mm	BE-I-44/44 (SP001)	<u>SP-X-45-020-14</u>
	Angle bracket aluminium 100 × 100 mm	BE-KW100 (SP005)	<u>SP-X-45-020-17</u>
	Small angled bracket with one counterstryke	BE-W-1 (007)	<u>SP-X-45-020-18</u>
	Hook-in bracket for FLEX-LINE PRO frame bottom left, including screws and slot nuts	PB-EW-L	<u>SP-X-45-110-10</u>

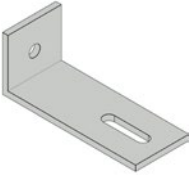
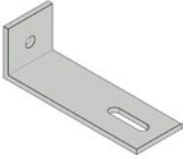



Fixings

Article / Function	Description / Specification	Type designation	Item number
	Hook-in bracket for FLEX-LINE PRO frame bottom right, including screws and slot nuts	PB-EW-R	<u>SP-X-45-110-12</u>
	Closing bracket for FLEX-LINE PRO frame top left, including screws and captive	PB-VW-L	<u>SP-X-45-110-16</u>
	Closing bracket for FLEX-LINE PRO frame top right, including screws and captive protection	PB-VW-R	<u>SP-X-45-110-17</u>
	Closing bracket for FLEX-LINE PRO frame front, including screws and captive	PB-VW-F	<u>SP-X-45-110-19</u>
	Joint adjustable, mountable on profilegroove/profilegroove	BE-GEL-N-N	<u>SP-X-45-020-30</u>
	Joint adjustable, mountable on profilegroove/ frontside	BE-GEL-N-S	<u>SP-X-45-020-31</u>
	Joint adjustable, mountable on frontside/ frontside	BE-GEL-S-S	<u>SP-X-45-020-32</u>
	Latching bracket for 44 profile, RAL 1023 traffic yellow	BE-V-L-44	<u>SP-X-45-021-06</u>



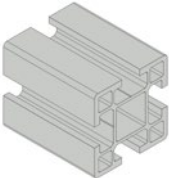



Fixings

Article / Function	Description / Specification	Type designation	Item number
	Cranked latching bracket, for 26 Profile, RAL 1023 traffic yellow	BE-V-L-26	<u>SP-X-45-021-07</u>
	Latching bracket, RAL 1023 traffic yellow	BE-V-SCH-S	<u>SP-X-45-021-08</u>
	Quick removal mounting set with square wrench	BE-SE-FELD-V	<u>SP-X-45-022-01</u>
	Quick removal mounting set with special key for switch cabinet	BE-SE-FELD-S	<u>SP-X-45-022-02</u>
	Key for quick removal mounting set, square wrench 7mm	BE-SE-Key-V	<u>SP-X-45-022-11</u>
	Key for quick removal mounting set, special insert	BE-SE-Key-S	<u>SP-X-45-022-12</u>
	Mounting angle aluminium 40 × 60 mm , with Oblong hole	BE-MW60	<u>SP-X-45-024-21</u>
	Mounting angle aluminium 40 × 80 mm , with Oblong hole	BE-MW80	<u>SP-X-45-024-22</u>

Fixings

Article / Function	Description / Specification	Type designation	Item number
	<p>Mounting angle Alu 40 × 100 mm , with Oblong hole</p>	<p>BE-MW100</p>	<p><u>SP-X-45-024-23</u></p>
	<p>Mounting angle Alu 40 × 120 mm , with Oblong hole</p>	<p>BE-MW120</p>	<p><u>SP-X-45-024-24</u></p>
	<p>Mounting bracket aluminium 40x80mm, with oblong hole</p>	<p>BE-ML80</p>	<p><u>SP-X-45-024-27</u></p>
	<p>Mounting bracket aluminium 40x100mm, with Oblong hole</p>	<p>BE-ML100</p>	<p><u>SP-X-45-024-28</u></p>
	<p>Mounting bracket aluminium 40 × 120 mm , with Oblong hole</p>	<p>BE-ML120</p>	<p><u>SP-X-45-024-29</u></p>

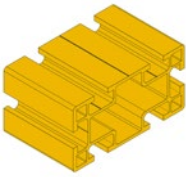
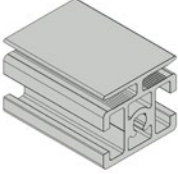
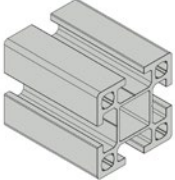
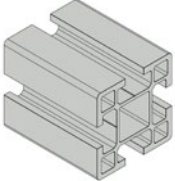
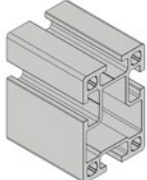
Construction profiles

Article / Function	Description / Specification	Type designation	Item number
	Aluminium profile, natural anodized, 44 × 16,5 mm, L=6000 mm	AP-Z-E-4416-6	<u>SP-X-42-010-01</u>
	Aluminium profile, natural anodized, 44 × 16,5 mm, cutting	AP-Z-E-4416-Z	<u>SP-X-42-010-05</u>
	Aluminium profile, natural anodized, 44 × 26 mm, L=6000 mm	AP-Z-E-4426-6	<u>SP-X-42-010-21</u>
	Aluminium profile, natural anodized, 44 × 26 mm, cutting	AP-Z-E-4426-Z	<u>SP-X-42-010-25</u>
	Aluminium profile, natural anodized 44 × 44 mm, L = 2000 mm	AP-Z-E-44-2	<u>SP-X-42-011-01</u>
	44 × 44 mm, L = 2200 mm	AP-Z-E-44-22	<u>SP-X-42-011-03</u>
	44 × 44 mm, L = 2400 mm	AP-Z-E-44-24	<u>SP-X-42-011-05</u>
	44 × 44 mm, L = 2500 mm	AP-Z-E-44-25	<u>SP-X-42-011-07</u>
	44 × 44 mm, L = 6060 mm	AP-Z-E-44-6	<u>SP-X-42-011-09</u>
	44 × 44 mm, cutting	AP-Z-E-44-Z	<u>SP-X-42-011-25</u>
	Aluminium profile, natural anodized, 44x44 mm, L = 6060mm with core hole for 4 x M8 thread	AP-Z-E-G-44-6	<u>SP-X-42-012-09</u>
	Aluminium profile, natural anodized, 44 × 44 mm, cutting with core hole for 4 x M8 thread	AP-Z-E-G-44-Z	<u>SP-X-42-012-15</u>
	Aluminium profile, natural anodized, 44x66 mm, L = 6060mm with core hole for 4 x M8 thread	AP-Z-E-G-4466-6	<u>SP-X-42-013-09</u>
	Aluminium profile, natural anodized, 44x66 mm, cutting with core hole for 4 x M8 thread	AP-Z-E-G-4466-Z	<u>SP-X-42-013-15</u>
	Aluminium profile, natural anodized 44 × 88 mm, L = 2000 mm	AP-Z-E-4488-2	<u>SP-X-42-014-01</u>
	44 × 88 mm, L = 2200 mm	AP-Z-E-4488-22	<u>SP-X-42-014-03</u>
	44 × 88 mm, L = 6060 mm	AP-Z-E-4488-6	<u>SP-X-42-014-09</u>
	44 × 88 mm, cutting	AP-Z-E-4488-Z	<u>SP-X-42-014-15</u>

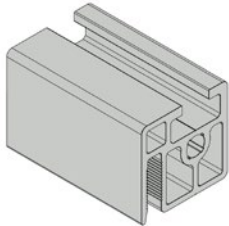
Construction profiles

Article / Function	Description / Specification	Type designation	Item number
	Aluminium profile, natural anodized 88 × 88 mm, L = 6000 mm	AP-Z-E-88-6	<u>SP-X-42-015-09</u>
	88x88mm, cutting	AP-Z-E-88-Z	<u>SP-X-42-015-15</u>
	U-profile, natural anodized aluminium L=1076 mm	AP-U-E-1	<u>SP-X-42-018-01</u>
	L=1476 mm	AP-U-E-14	<u>SP-X-42-018-05</u>
	L=6060 mm	AP-U-E-6	<u>SP-X-42-018-09</u>
	cutting	AP-U-E-Z	<u>SP-X-42-018-15</u>
	H-profile, natural anodized aluminium L = 6060 mm	AP-H-E-6	<u>SP-X-42-019-09</u>
	cutting	AP-H-E-Z	<u>SP-X-42-019-15</u>
	Aluminium profile, plate finish 44 × 26 mm, L=6000 mm	AP-Z-P-4426-6	<u>SP-X-45-036-16</u>
	44 × 26 mm, cutting	AP-Z-P-4426-Z	<u>SP-X-45-036-18</u>
	Aluminium profile, plate finish 44 × 44 mm, L=2000 mm	AP-Z-P-44-2	<u>SP-X-45-036-20</u>
	44 × 44 mm, L=2200 mm	AP-Z-P-44-22	<u>SP-X-45-036-22</u>
	44 × 44 mm, L=6000 mm	AP-Z-P-44-6	<u>SP-X-45-036-26</u>
	44 × 44 mm, cutting	AP-Z-P-44-Z	<u>SP-X-45-036-28</u>
	Aluminium profile, plate finish 44 × 88 mm, L=2000 mm	AP-Z-P-4488-2	<u>SP-X-45-036-30</u>
	44 × 88 mm, L=2200 mm	AP-Z-P-4488-22	<u>SP-X-45-036-32</u>
	44 × 88 mm, L=6000 mm	AP-Z-P-4488-6	<u>SP-X-45-036-36</u>
	44 × 88 mm, cutting	AP-Z-P-4488-Z	<u>SP-X-45-036-38</u>
	Aluminium profile, coated RAL1023 traffic yellow 44 × 44mm, L=6060 mm	AP-Z-VG-44-6	<u>SP-X-45-036-56</u>
	44 × 44 mm, cutting	AP-Z-VG-44-Z	<u>SP-X-45-036-58</u>

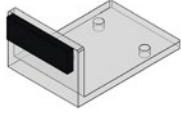
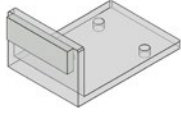




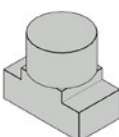

Construction profiles

Article / Function	Description / Specification	Type designation	Item number
	Aluminium profile, coated RAL1023 traffic yellow		
	44 × 88 mm, L = 6060 mm	AP-Z-VG-4488-6	<u>SP-X-45-036-66</u>
	44 × 88 mm, cutting	AP-Z-VG-4488-Z	<u>SP-X-45-036-68</u>
	Frame double profile aluminum anodised 34 × 40 mm, L=6060mm	PB-AE-RD-6	<u>SP-X-45-110-60</u>
	Frame double profile aluminum anodised 34 × 40 mm, cutting	PB-AE-RD-Z	<u>SP-X-45-110-68</u>
	Corner post aluminum anodised, 44x44mm, L = 2206mm, with core hole for thread	PB-AE-G-44-22	<u>SP-X-45-110-30</u>
	Corner post aluminum anodised 44x44mm, L = 2206mm, with core hole for thread	PB-AE-44-22	<u>SP-X-45-110-33</u>
	Post aluminum anodised 44x66mm, L = 2206mm, with core hole for thread	PB-AE-G-4466-22	<u>SP-X-45-110-36</u>
	Post aluminum anodised 44x66mm, L = 3995mm, with core hole for thread	PB-AE-G-4466-4	<u>SP-X-45-110-38</u>

Construction profiles

Article / Function	Description / Specification	Type designation	Item number
	Frame profile aluminum anodised, for horizontal application		
	34 × 35mm, L=353mm, for fence field 500mm	PB-AE-R-H-500	<u>SP-X-45-110-40</u>
	34 × 35mm, L=603mm, for fence field 750mm	PB-AE-R-H-750	<u>SP-X-45-110-42</u>
	34 × 35mm, L=853mm, for fence field 1000mm	PB-AE-R-H-1000	<u>SP-X-45-110-44</u>
	34 × 35mm, L=1103mm, for fence field 1250mm	PB-AE-R-H-1250	<u>SP-X-45-110-46</u>
	34 × 35mm, L=1353mm, for fence field 1500 mm	PB-AE-R-H-1500	<u>SP-X-45-110-48</u>
	for vertical application 34 × 35 mm, L=2046 mm	PB-AE-R-V-2200	<u>SP-X-45-110-50</u>
	for horizontal application 34 × 35 mm, L=6060 mm	PB-AE-R-H-6	<u>SP-X-45-110-52</u>
	for vertical application 34 × 35 mm, L=6060 mm	PB-AE-R-V-6	<u>SP-X-45-110-54</u>
	for horizontal application 34 × 35 mm, cutting	PB-AE-R-H-Z	<u>SP-X-45-110-56</u>
	for vertical application 34 × 35 mm, cutting	PB-AE-R-V-Z	<u>SP-X-45-110-58</u>

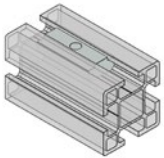




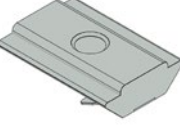


Mounting brackets for fillings

Article / Function	Description / Specification	Type designation	Item number
	Sponge rubber 5 × 15 mm, black	LO-MG-5x15-S	<u>SP-X-45-031-01</u>
	Sponge rubber 5 × 15 mm, gray ,oil resistant	LO-MG-5x15-G	<u>SP-X-45-031-02</u>
	Rubber for glass 5mm, black	LO-G-GLAS	<u>SP-X-45-031-03</u>
	Netlock in PA, f welded Type	LO-NL2	<u>SP-J-40-031-06</u>
	Netlock for mesh, zinc	LO-NL3	<u>SP-X-45-031-23</u>
	Fixation for plates, zinc	LO-PL3	<u>SP-X-45-031-25</u>
	Support clip express for Easy-Line, with M8 special nut	LO-DS	<u>SP-X-45-031-41</u>
	ASM PL1C Securing strip L=2000mm AB		
	5 mm, cutting	LO-SPL-5-Z	<u>SP-J-40-038-02</u>
	5 mm, L = 2000 mm	LO-SPL-5-2000	<u>SP-J-40-038-03</u>
	4 mm, cutting	LO-SPL-4-Z	<u>SP-J-40-038-08</u>
	4 mm, L = 2000 mm	LO-SPL-4-2000	<u>SP-J-40-038-09</u>

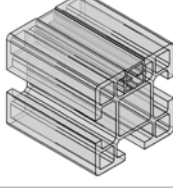
Electric; Cable ducts

Article / Function	Description / Specification	Type designation	Item number
	Energy chain with U-receiving plate, driving angle for sliding doors up to 1200mm width	EK-E-KETTE	SP-X-45-042-40
	Carrier for cable duct, clamping plates with DIN rail, up to 300mm width	EK-TK-K	SP-X-45-030-02
	Support for cable duct, stainless steel with DIN rail, up to 300mm width	EK-TK-P	SP-X-45-030-01
	End cap grey for cable duct 44 × 25mm	EK-EK-25	SP-J-40-034-01
	End cap grey for cable duct 44 × 60 mm	EK-EK-60	SP-J-40-034-02
	Cable duct 44 × 60 L=2000mm	EK-KK-44x60	SP-J-40-037-16
	Cable duct 88 × 68 mm, L=2000 mm	EK-KK-88x68	SP-J-40-037-33
	Cable loop Holder for bundling cables	EK-KS-1	SP-J-40-033-43








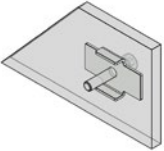
Profile accessories

Article / Function	Description / Specification	Type designation	Item number
	Sliding nut M8, L = 30mm, galvanized steel	ZA-NS-M8-G	<u>SP-X-45-030-11</u>
	Specialnut M4 l=19,5mm, w= 10,5mm, h=8,5mm, galvanized 4-5µm	ZA-NS-M4-NN	<u>SP-X-45-030-56</u>
	Specialnut M5 l=19,5mm, w= 10,5mm, h=8,5mm, galvanized 4-5µm	ZA-NS-M5-NN	<u>SP-X-45-030-57</u>
	Specialnut M6 l=19,5mm, w= 10,5mm, h=8,5mm, galvanized 4-5µm	ZA-NS-M6-NN	<u>SP-X-45-030-58</u>
	Specialnut M8 l=19,5mm, w= 10,5mm, h=8,5mm, galvanized 4-5µm	ZA-NS-M8-NN	<u>SP-X-45-030-59</u>
	Slot nut M6 with spring plate, galvanized	ZA-NS-M6-F	<u>SP-X-45-030-16</u>
	Slot nut M8 with spring plate, galvanized	ZA-NS-M8-F	<u>SP-X-45-030-17</u>
	Specialnut M6 l=19,5mm, w= 10,5mm, h=8,5mm, galvanized 4-5µm	ZA-NS-M6-NN	<u>SP-X-45-030-58</u>

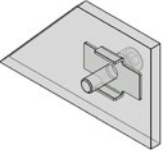
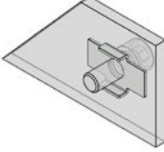



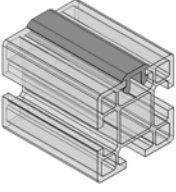

Profile accessories

Article / Function	Description / Specification	Type designation	Item number
	Specialnut M8 l=19,5mm, w= 10,5mm, h=8,5mm, galvanized 4-5µm	ZA-NS-M8-NN	<u>SP-X-45-030-59</u>
	Cover strip flush/Border profile 11 mm, L = 2200 mm, Black RAL 9005	ZA-ADL/E-11SC	<u>SP-X-45-030-25</u>
	Cover strip flush/Border profile 11 mm, L = 2200 mm, Traffic yellow RAL 1023	ZA-ADL/E-11-VG	<u>SP-X-45-030-26</u>
	Cover strip flush/Border profile 11 mm, L = 2200 mm, Light gray RAL 7035	ZA-ADL/E-11-LG	<u>SP-X-45-030-27</u>
	Cover strip flush/Border profile 11 mm, L = 2200 mm, Transparent	ZA-ADL/E-11TP	<u>SP-X-45-030-28</u>
	Cover strip flush/Border profile 11 mm, L = 2200 mm, Aluminum color	ZA-ADL/E-11-AF	<u>SP-X-45-030-29</u>
	Cover strip flush/Border profile 11 mm, L = 2200 mm, Traffic blue RAL 5017	ZA-ADL/E-11-BL	<u>SP-X-45-030-30</u>
	End cap for profile 26x44mm, Plastic traffic gray	ZA-EK-26	<u>SP-X-45-030-40</u>

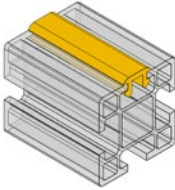
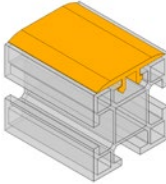




Profile accessories

Article / Function	Description / Specification	Type designation	Item number
	End cap for profile 44x44mm, Plastic traffic gray	ZA-EK-44-GR	<u>SP-X-45-030-41</u>
	End cap for profile 44x44mm with threaded hole, Plastic traffic gray	ZA-EK-44-G	<u>SP-X-45-030-42</u>
	End cap for profile 88x88mm, Plastic traffic gray	ZA-EK-88	<u>SP-X-45-030-45</u>
	Corner cap 44x44x16mm, for 90 outside corners, Plastic traffic gray	ZA-EK-90	<u>SP-X-45-030-48</u>
	Endcap for profile 44x66mm	PB-EK-4466	<u>SP-X-45-110-20</u>
	End cap for frame profile FLEX-LINE PRO, 34x35mm, left	PB-EK-34-L	<u>SP-X-45-110-22</u>
	End cap for frame profile FLEX-LINE PRO, 34x35mm, right	PB-EK-34-R	<u>SP-X-45-110-23</u>
	Centering plate for M4, galvanized	ZA-ZP-M4	<u>SP-X-45-030-51</u>






Profile accessories

Article / Function	Description / Specification	Type designation	Item number
	Centering plate for M5, galvanized	ZA-ZP-M5	<u>SP-X-45-030-52</u>
	Centering plate for M6, galvanized	ZA-ZP-M6	<u>SP-X-45-030-53</u>
	Centering plate for M8, galvanized	ZA-ZP-M8	<u>SP-X-45-030-54</u>
	Start or end post height 2000mm, including 2 foot brackets, 3 L-brackets, 1 cap	ZA-P-20	<u>SP-X-45-099-01</u>
	Start or end post height 2200mm, including 2 foot brackets, 3 L-brackets, 1 cap	ZA-P-22	<u>SP-X-45-099-02</u>
	Cover strip for profile groove, Aluminum anodized 2000mm	ZA-ADL11A-E	<u>SP-J-40-037-12</u>
	coverstrip grey , L=2000 mm	ZA-ADL-16-LG	<u>SP-J-40-037-32</u>
	coverstrip black, L=2000 mm	ZA-ADL-16-SC	<u>SP-J-42-024-27</u>

Profile accessories

Article / Function	Description / Specification	Type designation	Item number
	coverstrip traffic yellow, L=2000 mm	ZA-ADL-16-VG	<u>SP-J-40-037-31</u>
	Cover strip 40mm, PVC traffic yellow, 25 m/roll	ZA-ADL-40-VG-R	<u>SP-J-40-037-19</u>
	FLEX-LINE PRO corner post 44x44x2206mm, including 1 aluminum floor bracket, end cap	PE-AE-44-AW-22	<u>SP-X-45-100-05</u>
	FLEX-LINE PRO corner post 44x44x2206mm, including 1 steel floor bracket, end cap	PE-AE-44-SW-22	<u>SP-X-45-100-08</u>
	FLEX-LINE PRO post 44x66x2206mm, including 2 aluminum floor brackets, end cap	PE-AE-4466-AW-22	<u>SP-X-45-100-15</u>
	FLEX-LINE PRO post 44x66x2206mm, including 2 steel floor brackets, end cap	PE-AE-4466-SW-22	<u>SP-X-45-100-18</u>




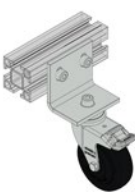




Swing door accessories

Article / Function	Description / Specification	Type designation	Item number
	Door handle 45 with adapter plate, incl 2 screws and slot nuts	DO-TG-45	<u>SP-X-45-040-01</u>
	Door stop bar, aluminum anodised, 60x3mm including crews, slot nuts	DO-AL-FT	<u>SP-X-45-040-02</u>
	Sealing brush floor, aluminum max. 1000mm, including screws, slot nuts	DO-BÜRSTE-T	<u>SP-X-45-040-03</u>
	Sealing brush for door gap, in slot, 11x11mm x bristle length approx. 15mm	DO-BÜRSTE-N	<u>SP-X-45-040-09</u>
	Mechanical door keeper	DO-TA-M	SP-X-45-040-04
	Closing aid for large, heavy doors, 2-parts	DO-Türheber	<u>SP-X-45-040-05</u>
	Magnetic catch for hinged door, including 4 screws, slot nuts	DO-MS-FT	<u>SP-X-45-040-08</u>
	Door hinge galvanized steel, including 4 screws, slot nuts	DO-SCH-S	<u>SP-X-45-040-10</u>


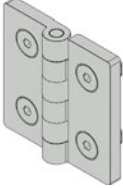
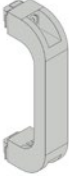
Swing door accessories

Article / Function	Description / Specification	Type designation	Item number
	Special hinge, full door opening, galvanized steel	DO-SCH-V-S	<u>SP-X-45-040-11</u>
	Support roller, roller right, for leaf doors	DO-ST-FT-R	<u>SP-X-45-040-18</u>
	Support roller, roller left, for leaf doors	DO-ST-FT-L	<u>SP-X-45-040-19</u>
	Swivel castor with parking brake	DO-LR-BR	<u>SP-X-45-040-21</u>
	Swivel castor with parking brake, including angle	DO-LR-BR-W	<u>SP-X-45-040-23</u>
	Ball grid for swing door, including fastening parts	DO-KGR-FT	<u>SP-X-45-040-24</u>
	Doorstop angle fitting, including sliding blocks, anodised aluminum	DO-TS	<u>SP-X-45-040-25</u>
	Over strut for swing door, 20x5mm L = 1160mm	DO-QS-1160	<u>SP-X-45-040-26</u>


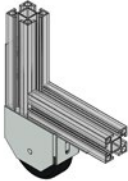



Swing door accessories

Article / Function	Description / Specification	Type designation	Item number
	Pullock short 300 mm	DO-BR-K	<u>SP-X-45-040-31</u>
	Pullock long 1100 mm	DO-BR-L	<u>SP-X-45-040-33</u>
	Lintel latch 1100mm	DO-TR	<u>SP-X-45-040-35</u>
	Swivel castor with parking brake, incl. angle for cross profile	DO-LR-BR-WQ	<u>SP-X-45-040-36</u>
	Box lock for hinged door, DIN right, with pusher, profile cylinder	DO-KS-FT-R	<u>SP-X-45-070-21</u>
	Box lock for hinged door, DIN left, with pusher, profile cylinder	DO-KS-FT-L	<u>SP-X-45-070-22</u>
	Box lock for hinged door, lock cylinder, DIN right, outside fixed knob, inside pusher	DO-KS-FT-K/D-R	<u>SP-X-45-070-23</u>
	Box lock for hinged door, lock cylinder, DIN left, outside solid knob, inside pusher	DO-KS-FT-K/D-L	<u>SP-X-45-070-24</u>

Swing door accessories

Article / Function	Description / Specification	Type designation	Item number
	Fittings set for padlock, consisting of 2 parts	DO-B-VS	<u>SP-J-42-020-22</u>
	Hinge incl. 4 screws, specialnuts	DO-SCH-K	<u>SP-J-40-033-48</u>
	Door handle incl screw	DO-TG	<u>SP-J-40-033-01</u>

Floor-running sliding door

Article / Function	Description / Specification	Type designation	Item number
	Roller set for floor sliding gate, 2 floor rolls, 8 guide rolls	DB-TOR-SET	<u>SP-X-45-042-70</u>
	Ground roll for floor sliding door, d=100mm, casing height adjustable	DB-BR	<u>SP-X-45-042-74</u>
	Guide roller for sliding floor gate, d = 38mm, m. mounting Brackets	DB-FR	<u>SP-X-45-042-76</u>
	Stop for floor sliding gate, closed with rubber buffer gate	DB-A-G	<u>SP-X-45-042-78</u>
	Stop for floor sliding gate, with rubber buffer gate open	DB-A-O	<u>SP-X-45-042-79</u>


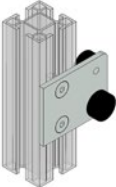
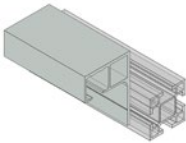
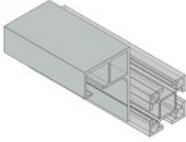
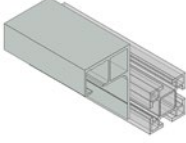

Sliding door accessories

Article / Function	Description / Specification	Type designation	Item number
	Guide block, with recording metric, for sliding door, aluminum	DS-F-T	<u>SP-X-45-042-01</u>
	Doorstop sliding door in rails, small angle with rubber buffer	DS-STOP-KW	<u>SP-X-45-042-02</u>
	Doorstop centerstop, Double sliding door, large running track	DS-STOP-MA-G	<u>SP-X-45-042-03</u>
	Ball grid for sliding door, suitable for all fillings	DS-KGR-ST	<u>SP-X-45-042-04</u>
	Doorstop centerstop, Double sliding door, small running track	DS-STOP-MA-K	<u>SP-X-45-042-05</u>
	Doorstop for sliding door, with rubber buffer, Mounting on vertical profile	DS-STOPP-V	<u>SP-X-45-042-06</u>
	Doorstop for sliding door, with rubber buffer, Mounting on horizontal profile	DS-STOPP-H	<u>SP-X-45-042-07</u>
	Guide bracket for sliding doors, made of POM to vertical profile	DS-F-POM-V	<u>SP-X-45-042-10</u>



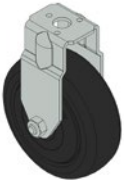





Sliding door accessories

Article / Function	Description / Specification	Type designation	Item number
	Guide bracket for double sliding doors, made of POM to vertical profile	DS-F-POM-V-D	<u>SP-X-45-042-11</u>
	Guide bracket for sliding doors, made of POM to horizontal profile	DS-F-POM-H	<u>SP-X-45-042-12</u>
	Guide bracket for Sliding doors 0 BF, made of POM to horizontal profile	DS-F-POM-H-BF0	<u>SP-X-45-042-13</u>
	Guide bracket for sliding doors POM, at horizontal profile 400mm long	DS-F-POM-H-400	<u>SP-X-45-042-14</u>
	Guide plate for sliding doors, with screw and nut	DS-F-P	<u>SP-X-45-042-15</u>
	Shoe for Sliding door for 44er profile, 35mm deep x 150mm long	DS-AS-35	<u>SP-X-45-042-16</u>
	Shoe for Sliding door for 44er profile, 65mm deep x 150mm long	DS-AS-65	<u>SP-X-45-042-17</u>
	Laser-proof labyrinth sheets, Sliding door handle side	DS-LB-G	SP-X-45-042-21



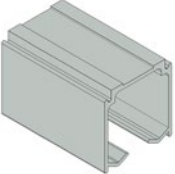
Sliding door accessories

Article / Function	Description / Specification	Type designation	Item number
	Laser-proof labyrinth sheets, Sliding door opposite handle side	DS-LB-GG	<u>SP-X-45-042-22</u>
	Laser-proof cover plate + centering plates, Double sliding door handle side	DS-LB-DST-G	SP-X-45-042-23
	Carrier for multiple sliding doors, including 2 rubber buffers d = 25x10mm	DS-MN	<u>SP-X-45-042-28</u>
	Guiding rail large, L=2000mm, including screws, sliding blocks	DS-LS-G-2000	<u>SP-X-45-042-30</u>
	Guiding rail large, L=6000mm, including screws, sliding blocks	DS-LS-G-6000	<u>SP-X-45-042-32</u>
	Guiding rail large, cutting, Max. 6000mm, screws, sliding blocks	DS-LS-G-Z	<u>SP-X-45-042-34</u>
	Carriage for rails, for JSM A3130B and JSM A56	DS-LW	<u>SP-X-45-042-39</u>

Sliding door accessories

Article / Function	Description / Specification	Type designation	Item number
	Door handle with U-spacer plate	DS-TG-U	<u>SP-X-45-042-42</u>
	Door handle with spacer plate straight	DS-TG-A	<u>SP-X-45-042-44</u>
	Fixed caster	DS-BR	<u>SP-X-45-042-46</u>
	Fixed caster galvanized with steel angle	DS-BR-W	<u>SP-X-45-042-48</u>
	Adapter plate for 2-fold sliding door, for fastening the running rail	DS-AP-2F	<u>SP-X-45-042-62</u>
	Adapter plate for 3-fold sliding door, for fastening the running rail	DS-AP-3F	<u>SP-X-45-042-63</u>
	Floor guide for sliding gate aluminum 8x30mm, Edge rail with chamfer; RAL 1023 yellow	DS-BF-RS	<u>SP-X-45-042-66</u>
	Floor guide for sliding gate aluminum 8x30mm, Middle rail without bevel; RAL 1023 traffic yellow	DS-BF-MS	<u>SP-X-45-042-67</u>


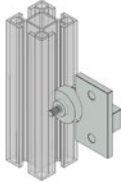






Sliding door accessories

Article / Function	Description / Specification	Type designation	Item number
	<p>Box lock for single sliding door, closing to the right or left</p>	<p>DS-KS-ST-E</p>	<p><u>SP-X-45-070-25</u></p>
	<p>Box lock for double sliding door, closing to the right or left</p>	<p>DS-KS-ST-D</p>	<p><u>SP-X-45-070-26</u></p>
	<p>Guiding rail, natural anodized aluminium L=4000 mm, incl. mounting components</p>	<p>DS-LS-K-4000</p>	<p><u>SP-J-40-037-26</u></p>




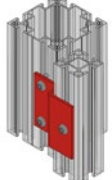
Linear bearing

Article / Function	Description / Specification	Type designation	Item number
	Guide rail fixed bearing, TES-30-xxxx mm	LI-FS-F	<u>SP-X-45-043-51</u>
	Guide rail floating bearing, UES-30-xxxx mm	LI-FS-L	<u>SP-X-45-043-52</u>
	Carriage fixed bearing, CES 30-80-2Z	LI-LW-F	<u>SP-X-45-043-53</u>
	Carriage loose bearing, CESU 30-80-2Z	LI-LW-L	<u>SP-X-45-043-54</u>

Manual lifting gate accessories

Article / Function	Description / Specification	Type designation	Item number
	Guide roller lift gate, Roll made of brass, heat resistant	HM-FR-M	<u>SP-X-45-050-10</u>
	Guide roller lift gate, Roll made of POM	HM-FR-K	<u>SP-X-45-050-11</u>
	Manual locking lift gate, with locking bar	HM-MVR-R	<u>SP-X-45-050-13</u>
	Manual locking lift gate, with chain hoist, for heights from 2000mm	HM-MVR-K	<u>SP-X-45-050-14</u>
	Steel cable for counterweight lifting gate, with cable lug and cable eye	HM-ST5	<u>SP-X-45-050-15</u>
	Reversing fixed castor galvanized, right, Roll polyamide with lift-off protection	HM-UROLL-R	<u>SP-X-45-050-16</u>
	Reversible fixed castor galvanized, left, Roll polyamide with lift-off protection	HM-UROLL-L	<u>SP-X-45-050-17</u>
	Counterweight d = 60 steel with clevis, Sliding discs POM, length _____ mm	HM-GG	<u>SP-X-45-050-19</u>

Manual lifting gate accessories

Article / Function	Description / Specification	Type designation	Item number
	Rope attachment to lift window right, with cable screw, galvanized steel	HM-SB-R	<u>SP-X-45-050-20</u>
	Rope attachment to lifting window left, with cable screw, galvanized steel	HM-SB-L	<u>SP-X-45-050-21</u>
	Transportation lock weight, Steel, RAL 3000 red	HM-TS-G	<u>SP-X-45-050-26</u>
	Transportation lock lift window, Steel, RAL 3000 red	HM-TS-F	<u>SP-X-45-050-27</u>

Pneumatic lifting gate accessories

Article / Function	Description / Specification	Type designation	Item number
	T-profile 80x50x5mm aluminum anodised, Carrier profile for rollers on pneum. lifting door	HP-T	SP-X-45-051-11
	Angled profile 40x40x3mm aluminum anodised, Cover guide rail on pneum. lifting door	HP-W	SP-X-45-051-12
	Flat aluminum 60x3mm, aluminum anodised, Bumper strip on pneumatic lift gate	HP-L	SP-X-45-051-13
	Mounting bracket for pneumatic cylinders, to pneumatic lift gate, stainless steel	HP-W-Z	SP-X-45-051-17
	Mounting bracket for piston rod, to pneu- matic lift gate, stainless steel	HP-W-K	SP-X-45-051-18


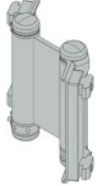


Pneumatic

Article / Function	Description / Specification	Type designation	Item number
	Pneumatic cylinder, self-adjusting damping, for horizontal applications, driving roofs	PN-DSBC-32-xx-PPSA	SP-X-45-054-01
	Pneumatic cylinder, self-adjusting damping, for lift gates with clamping head cartridge	PN-DSBC-32-xx-C-PPSA	SP-X-45-054-02
	Swivel flange for DSBC	PN-SNCS-32	SP-X-45-054-07
	Foot mounting for DSBC	PN-HNC-32	SP-X-45-054-08
	Flexo coupling for DSBC	PN-FK-M10x1,25	SP-X-45-054-09
	Clevis for DSBC	PN-SG-M10x1,25	SP-X-45-054-10
	Linear actuator	PN-DGC-K-18-xxx-PPA-A-GK	SP-X-45-054-21
	Foot mounting for Lianearantrieb	PN-F-HP-18	SP-X-45-054-23








Pneumatic

Article / Function	Description / Specification	Type designation	Item number
	Carrier for Lianearantrieb	PN-DARD-L1-18-S	SP-X-45-054-24
	Flow control valve, for 6mm hose, with knurled screw	PN-GRLA-1/8-QS-6-RS-D	SP-X-45-054-41


Accessories

Article / Function	Description / Specification	Type designation	Item number
	Grounding plate incl. M8 screw & slot nut, 15x30mm aluminum black	EK-ES-M8	<u>SP-X-45-030-55</u>
	Pendulum hinge double-sided acting, including 4 screws, slot nuts	ZU-P-SCH-D	<u>SP-X-45-040-15</u>
	Pendulum hinge one-sided acting, including 4 screws, slot nuts	ZU-P-SCH-E	<u>SP-X-45-040-16</u>
	Flap fitting galvanized steel, 2 pieces per flap required	ZU-KB	<u>SP-X-45-044-01</u>
	Hook rail for slat curtain, Galvanized sheet steel, max. 2000mm	ZU-LV-HS	SP-X-45-044-11
	Mounting plates for slat curtain, 2-part, galvanized sheet steel	ZU-LV-MB	SP-X-45-044-12
	Slat for slat curtain, 5x300mm, soft PVC transparent	ZU-LV-LL-T-5x300	SP-X-45-044-13
	Slat for slat curtain, 3x300mm, rubber black	ZU-LV-LL-G-3x300	SP-X-45-044-14





Accessories

Article / Function	Description / Specification	Type designation	Item number
	Slat for slat curtain, 5x300mm, soft PVC red-transparent	ZU-LV-LL-R-3x300	SP-X-45-044-15
	Rubber buffer black d = 25x10mm, Female thread. M6, screw, slot nut	ZU-GP-20x10	<u>SP-X-45-044-21</u>
	Rubber buffer black d = 32x20mm, Female thread. M8, screw, slot nut	ZU-GP-32x20	<u>SP-X-45-044-22</u>
	Sliding block, rectangular, POM white	ZU-GK-ECK	<u>SP-J-40-033-05</u>
	Sliding block, with guide pin, POM white	ZU-GK-FST	<u>SP-J-40-033-07</u>
	Sliding block, round, POM white	ZU-GK-RUD	<u>SP-J-40-033-06</u>
	Ball louvre for folding sliding door	ZU-KGR-FS	<u>SP-J-42-020-52</u>
	Switch cabinet lock, with fittings without key	ZU-SS-B	<u>SP-J-40-033-39</u>








Accessories

Article / Function	Description / Specification	Type designation	Item number
	Key for control cabinet floor	ZU-SS-S	<u>SP-J-40-033-44</u>





Filling: Aluminiumsheet; Aluminiumcompound; Noise reduction

Article / Function	Description / Specification	Type designation	Item number
	Sound absorption cassette 44mm, outside RAL_, perforated inside galvanized	FG-ST-SCHALL-A	SP-X-45-062-31
	Aluminum sheet 2.0mm anodised, medium format, Cutting up to 1250x2500mm	FG-AL-2ELOX-M	<u>SP-X-45-062-41</u>
	Aluminum sheet 2.0mm anodised, small format, Cutting up to 1000x2000mm	FG-AL-2ELOX-K	<u>SP-X-45-062-42</u>
	Aluminum composite panel 4mm, Cutting up to 1500x3050mm	FG-AL-VP-4	<u>SP-X-45-062-45</u>
	Aluminum composite panel 3mm, Cutting up to 1500x3050mm	FG-AL-VP-3	<u>SP-X-45-062-46</u>
	Aluminum duet warts sheet 5.00/6.50mm, 1000x2000mm	FG-AL-5DW-K	SP-X-45-062-62









Filling: Steel sheet

Article / Function	Description / Specification	Type designation	Item number
	Sheet steel 1.0mm eletrovanised, cambered; Cutting according to the cutting list	FG-ST-1EB	<u>SP-X-45-062-01</u>
	Sheet steel 1.0mm eletrovanised, not cambered; Cutting according to the cutting list	FG-ST-1E	<u>SP-X-45-062-02</u>
	Sheet steel 1.5mm; eloverzinkt, not cambered; Cutting according to the cutting list	FG-ST-1,5E	<u>SP-X-45-062-03</u>
	Sheet steel 2.0mm; eloverzinkt, not cambered; Cutting according to the cutting list	FG-ST-2E	<u>SP-X-45-062-04</u>
	Sheet steel 3.0mm; eloverzinkt, not cambered; Cutting according to the cutting list	FG-ST-3E	<u>SP-X-45-062-05</u>
	Sheet steel 1.0mm; hot-dip galvanized, cambered; Cutting according to the cutting list	FG-ST-1FB	<u>SP-X-45-062-08</u>
	Extraction nozzle in sheet steel, d=220mm	FG-ST-ABS	SP-X-45-062-16
	Stainless steel sheet brushed 1mm, Cutting according to the cutting list	FG-IN-1GB	<u>SP-X-45-062-61</u>








Filling: Perforated sheet

Article / Function	Description / Specification	Type designation	Item number
	Perforated sheet metal 1.5mm Qg10-14 galvanized, Cutting up to 1000x2000mm	FG-LO-V-Z	<u>SP-X-45-062-51</u>
	Perforated sheet metal 1.5mm Qg10-14 black, Cutting up to 1000x2000mm	FG-LO-S-Z	<u>SP-X-45-062-52</u>
	Perforated sheet metal 1.5mm Qg10-14 galvanized, 1000x2000mm	FG-LO-V	<u>SP-X-45-062-54</u>
	Perforated sheet metal 1.5mm Qg10-14 black / blank / raw, 1000x2000mm	FG-LO-S	<u>SP-X-45-062-55</u>


Filling: Welded wire mesh 40 × 40 mm

Article / Function	Description / Specification	Type designation	Item number
	Welded wire mesh 40x40x3,5, galvanized, cutting	FG-SG40-V-Z	<u>SP-X-45-063-18</u>
	Welded wire mesh 40x40x3,5, galvanized, 2020 x 1074mm	FG-SG40-V-20-10	<u>SP-X-45-063-25</u>
	Welded wire mesh 40x40x3,5, galvanized, 2020 x 1174mm	FG-SG40-V-20-11	<u>SP-X-45-063-27</u>
	Welded wire mesh 40x40x3,5, galvanized, 2020 x 1474mm	FG-SG40-V-20-14	<u>SP-X-45-063-29</u>
	Welded wire mesh 40x40x3.5mm, RAL 9005 deep black, 1816 x 1074mm	FG-SG40-SW-18-10	<u>SP-X-45-065-11</u>
	Welded wire mesh 40x40x3.5mm, RAL 9005 deep black, 1816 x 1474mm	FG-SG40-SW-18-14	<u>SP-X-45-065-14</u>
	Welded wire mesh 40x40x3.5mm, RAL 9005 deep black, cutting	FG-SG40-SW-Z	<u>SP-X-45-065-18</u>
	Welded wire mesh 40x40x3.5mm, RAL 9005 deep black, 1962 x 909mm (for doors)	FG-SG40-SW-19-9-T	<u>SP-X-45-065-20</u>








Filling: Welded wire mesh 40 × 40 mm

Article / Function	Description / Specification	Type designation	Item number
	Welded wire mesh 40x40x3.5mm, RAL 9005 deep black, 2020 x 778mm	FG-SG40-SW-20-7	<u>SP-X-45-065-21</u>
	Welded wire mesh 40x40x3.5mm, RAL 9005 deep black, 2020 x 864mm	FG-SG40-SW-20-8	<u>SP-X-45-065-23</u>
	Welded wire mesh 40x40x3.5mm, RAL 9005 deep black, 2020 x 1074mm	FG-SG40-SW-20-10	<u>SP-X-45-065-25</u>
	Welded wire mesh 40x40x3.5mm, RAL 9005 deep black, 2020 x 1174mm	FG-SG40-SW-20-11	<u>SP-X-45-065-27</u>
	Welded wire mesh 40x40x3.5mm, RAL 9005 deep black, 2020 x 1474mm	FG-SG40-SW-20-14	<u>SP-X-45-065-29</u>
	Welded wire mesh 40x40x3mm, RAL 9005 deep black		
	395 × 2020 mm, for Fence field 500 mm	PB-PG40-SW-20-50	<u>SP-X-45-110-80</u>
	645 × 2020 mm, for Fence field 750 mm	PB-PG40-SW-20-75	<u>SP-X-45-110-82</u>
	895 × 2020 mm, for Fence field 1000 mm	PB-PG40-SW-20-100	<u>SP-X-45-110-84</u>
	1145 × 2020 mm, for Fence field 1250 mm	PB-PG40-SW-20-125	<u>SP-X-45-110-86</u>
	1395 × 2020 mm, for Fence field 1500 mm	PB-PG40-SW-20-150	<u>SP-X-45-110-88</u>
	Cutting	PB-PG40-SW-Z	<u>SP-X-45-110-89</u>
	Welded wire mesh 40x40x3mm RAL9002 gray-white		
	895 × 2020 mm, for Fence field 1000 mm	PB-PG40-GW-20-100	<u>SP-X-45-110-90</u>
	1145 × 2020 mm, for Fence field 1250 mm	PB-PG40-GW-20-125	<u>SP-X-45-110-91</u>
	1395 × 2020 mm, for Fence field 1500 mm	PB-PG40-GW-20-150	<u>SP-X-45-110-92</u>




Filling: Welded wire mesh 40 × 40 mm

Article / Function	Description / Specification	Type designation	Item number
	FLEX-LINE PRO Frame, welded wire mesh 40x40x3mm		
	500mm nominal w, 421x2046mm, including 4 mounting brackets	PE-RF-50	<u>SP-X-45-100-24</u>
	750mm nominal w, 671x2046mm, including 4 mounting brackets	PE-RF-75	<u>SP-X-45-100-28</u>
	1000mm nominal w, 921x2046mm, inclu- ding 4 mounting brackets	PE-RF-100	<u>SP-X-45-100-32</u>
	1250mm nominal w, 1171x2046mm, inclu- ding 4 mounting brackets	PE-RF-125	<u>SP-X-45-100-36</u>
	1500mm nominal w, 1421x2046mm, inclu- ding 4 mounting brackets	PE-RF-150	<u>SP-X-45-100-40</u>









Filling: Welded wire mesh 30 × 30 mm

Article / Function	Description / Specification	Type designation	Item number
	Welded wire mesh 30x30x3mm, RAL 9005 deep black, 2020 x 1074mm	FG-SG30-SW-20-10	<u>SP-X-45-065-60</u>
	Welded wire mesh 30x30x3mm, RAL 9005 deep black, 2020 x 1200mm	FG-SG30-SW-20-12	<u>SP-X-45-065-64</u>
	Welded wire mesh 30x30x3mm, RAL 9005 deep black, cutting	FG-SG30-SW-Z	<u>SP-X-45-065-68</u>
	Welded wire mesh 30x30x3mm, galvanized, 2500 x 1250mm	FG-SG30-V-250-125	<u>SP-X-45-065-69</u>
	Welded wire mesh 30x30x3,5mm, RAL 9005 deep black, 2030 x 1074mm	FG-SG30-SW-20-10-35	<u>SP-X-45-065-70</u>
	Welded wire mesh 30x30x3,5mm, RAL 9005 deep black, 2030 x 1474mm	FG-SG30-SW-20-14-35	<u>SP-X-45-065-71</u>
	Welded wire mesh 30x30x3,5mm, RAL 9005 deep black, cutting	FG-SG30-SW-Z	<u>SP-X-45-065-72</u>



Filling: Welded wire mesh 20 × 80 mm

Article / Function	Description / Specification	Type designation	Item number
	Welded wire mesh 20x80xs3,0 / w3,5mm, RAL 9005 deep black, 2020 x 1074mm	FG-SG28-SW-20-10	<u>SP-X-45-065-40</u>
	Welded wire mesh 20x80xs3,0 / w3,5mm, RAL 9005 deep black, 2570 x 1125mm	FG-SG28-SW-25-11	<u>SP-X-45-065-42</u>
	Welded wire mesh 20x80xs3,0 / w3,5mm, RAL 9005 deep black, cutting	FG-SG28-SW-Z	<u>SP-X-45-065-48</u>

Filling: Polycarbonate; Glass

Article / Function	Description / Specification	Type designation	Item number
	Polycarbonate 5 mm, transparent, cutting according to cutting list	FG-PC-TR-5-Z	<u>SP-X-45-066-01</u>
	Polycarbonate 5 mm, transparent, 2050 x 3050mm standard plate	FG-PC-TR-5-P	<u>SP-X-45-066-02</u>
	Polycarbonate 4mm, transparent, cutting according to cutting list	FG-PC-TR4-Z	<u>SP-X-45-066-04</u>
	Polycarbonate 6mm, transparent, cutting according to cutting list	FG-PC-TR-6-Z	<u>SP-X-45-066-06</u>
	Polycarbonate 10mm, transparent, cutting according to cutting list	FG-PC-TR-10-Z	<u>SP-X-45-066-08</u>
	Polycarbonate 3mm, cut, red-brown	FG-PC-RB-3-Z	<u>SP-X-45-066-11</u>
	Polycarbonate 3mm, cut, green for privacy windows	FG-PC-GR-3-Z	<u>SP-X-45-066-13</u>
	Single pane safety glass 5mm, Edged edges	FG-ESG-5	<u>SP-X-45-066-21</u>

Filling: Polycarbonate; Glass

Article / Function	Description / Specification	Type designation	Item number
	Laminated glass 6mm, Edged edges	FG-VSG-6	<u>SP-X-45-066-22</u>
	Polycarbonat 3 mm, Schweißschutz, schwarz/ braun, 2050 × 3000 mm	FG-PC-SB-3-P	<u>SP-J-40-039-25</u>
	Polycarbonat 3 mm, Schweißschutz schwarz/ braun Cutting	FG-PC-SB-3-Z	<u>SP-J-40-039-24</u>

Safety: Label; Locking; Fixings

Article / Function	Description / Specification	Type designation	Item number
	Warning sign 4 icons on stainless steel plate left, 55x240mm, including screws and slot nuts	SI-GEFAHR	SP-X-45-07W0-41
	Mechanical pre-stop device, for hinged door DIN left	SI-MVSR-FT-L	SP-X-45-070-51
	Mechanical pre-stop device, for hinged door DIN right	SI-MVSR-FT-R	SP-X-45-070-52
	Mechanical pre-stop device, for sliding door opening to the left	SI-MVSR-ST-L	SP-X-45-070-53
	Mechanical pre-stop device, for sliding door opening to the right	SI-MVSR-ST-R	SP-X-45-070-54

Safety: Euchner

Article / Function	Description / Specification	Type designation	Item number
	Slide bar for Euchner CET, DIN left including screws and slot nuts	SI-E-CET-SR-L	SP-X-45-070-01
	Slide bar for Euchner CET, DIN right including screws and slot nuts	SI-E-CET-SR-R	SP-X-45-070-02
	Mounting fitting for EU CET sliding door, Z-plate 215x130, angle 62x85x45mm	SI-E-CET-B-ST	SP-X-45-070-03
	Slide bar for Euchner TZ, DIN left, including screws and slot nuts	SI-E-TZ-SR-L	SP-X-45-070-04
	Slide bar for Euchner TZ, DIN right, including screws and slot nuts	SI-E-TZ-SR-R	SP-X-45-070-05
	Hardware kit for EU TZ sliding door, Plate 200x110mm, angle 40x60x40mm	SI-E-TZ-B-ST	SP-X-45-070-06
	Mounting plate for Euchner MGB, on door jambs, including screws and slot nuts	SI-E-MGB-FT-P	SP-X-45-070-11
	Mounting plate for Euchner MGB, on door exterior, including screws and slot nuts	SI-E-MGB-FT-TA	SP-X-45-070-12

Safety: Euchner

Article / Function	Description / Specification	Type designation	Item number
	Mounting plate for Euchner MGB, for escape lock, door inside	SI-E-MGB-FT-TI	SP-X-45-070-13
	Plate set 3-part. for Euchner MGB, for attachment to hinged door; VA	SI-E-MGB-FT-SATZ	SP-X-45-070-14
	Mounting bracket for Euchner MGB, for attachment to sliding door; VA	SI-E-MGB-W-ST	SP-X-45-070-15
	Plate set 3-part. for Euchner MGB, for attachment to sliding door; VA	SI-E-MGB-ST-SATZ	SP-X-45-070-16
	Penetration protection for Euchner MGB, Polycarbonate 4mm, including screws and slot nuts	SI-E-MGB-DGS	SP-X-45-070-17

Safety: Schmersal

Article / Function	Description / Specification	Type designation	Item number
	Slide lock for Schmersal AZM, for DIN right or left	SI-S-AZM-SR-R+L	SP-X-45-070-30
	Mounting plate for Schmersal AZM200B30, on door jamb, hinged door	SI-S-AZM200-FT-P	SP-X-45-070-31
	Mounting plate for Schmersal AZM200B30, on door exterior, including screws and slot nuts	SI-S-AZM200-FT-TA	SP-X-45-070-32
	Mounting plate for Schmersal AZM200B30, for escape lock, door inside	SI-S-AZM200-FT-TI	SP-X-45-070-33
	Plate set Schmersal AZM200B30, 3-part. + T-nuts, screws	SI-S-AZM200-FT-SATZ	SP-X-45-070-34
	Mounting angle f.Schmersal AZM200B30, on door jambs, sliding door	SI-S-AZM200-W-ST	SP-X-45-070-35
	Plate set Schmersal AZM200B30, for sliding door	SI-S-AZM200-ST-SATZ	SP-X-45-070-36

Shipping, packaging

Article / Function	Description / Specification	Type designation	Item number
	Europallet 800 × 1.200 mm	05-PAL-EUR	SP-X-46-040-02
	Shipping box 1.200 × 800 × 2.300 mm, IPPC DE-BW 4931080	05-PAL-TYP1	SP-X-46-040-06
	Shipping box 2.400 × 800 × 1.700 mm, IPPC DE-BW 4931080	05-PAL-TYP2	SP-X-46-040-10
	Shipping box 2.400 × 1.200 × 1.700 mm, IPPC DE-BW 4931080	05-PAL-TYP3	SP-X-46-040-14
	Shipping box 2.800 × 1.200 × 1.700 mm, IPPC DE-BW 4931080	05-PAL-TYP4	SP-X-46-040-16
	Shipping box 3.000 × 1.200 × 2.000 mm, IPPC DE-BW 4931080	05-PAL-TYP5	SP-X-46-040-18

Screws

Article / Function	Description / Specification	Type designation	Item number
	Cylinderhead screw, M8x16, galvanized; 10 pieces	SR-ZS8-16V	SP-X-45-026-01
	Cylinderhead screw, M8x20, galvanized; 10 pieces	SR-ZS8-20V	SP-X-45-026-02
	Countersunk screw with hexagon socket, M8x16 dacromet coated; 10 pieces	SR-SS8-16D	SP-X-45-026-03
	Round head screw with hexagon socket, M8x12, galvanized; 10 pieces	SR-RS8-12V	SP-X-45-026-04
	Countersunk screw with Torx, M6x12 for hinge; 10 pieces	SR-SS6-12V	SP-X-45-026-05
	Countersunk screw with Torx, M8x12 for hinge	SR-SS8-12V	SP-X-45-026-06
	Countersunk screw with hexagon socket, M8x12 dacromet coated	SR-SS8-12D	SP-X-45-026-07

Slide bar

Article / Function	Description / Specification	Type designation	Item number
	Slide bar for Euchner NZ, DIN left, including screws and lot nuts	SP SR-EU-NZ-L	SP-X-45-075-00
	Slide bar for Euchner NZ, DIN right, including screws and lot nuts	SP SR-EU-NZ-R	SP-X-45-075-01
	Slide bar for Euchner STA, DIN left, including screws and lot nuts	SP SR-EU-STA-L	SP-X-45-075-02
	Slide bar for Euchner STA, DIN right, including screws and lot nuts	SP SR-EU-STA-R	SP-X-45-075-03
	Slide bar for Euchner STP, DIN left, including screws and lot nuts	SP SR-EU-STP-L	SP-X-45-075-04
	Slide bar for Euchner STP, DIN right, including screws and lot nuts	SP SR-EU-STP-R	SP-X-45-075-05
	Slide bar for Euchner TX, DIN left, including screws and lot nuts	SP SR-EU-TX-L	SP-X-45-075-06
	Slide bar for Euchner TX, DIN right, including screws and lot nuts	SP SR-EU-TX-R	SP-X-45-075-07

Slide bar

Article / Function	Description / Specification	Type designation	Item number
	Slide bar for Jokab Safety NY5, DIN left, including screws and lot nuts	SP SR-JS-NY5-L	SP-X-45-075-30
	Slide bar for Jokab Safety NY5, DIN right, including screws and lot nuts	SP SR-JS-NY5-R	SP-X-45-075-31
	Slide bar for Jokab Safety NY9, DIN left, including screws and lot nuts	SP SR-JS-NY9-L	SP-X-45-075-32
	Slide bar for Jokab Safety NY9, DIN right, including screws and lot nuts	SP SR-JS-NY9-R	SP-X-45-075-33
	Slide bar for Euchner NZ, DIN left, with escape release	SP SRF-EU-NZ-L	SP-X-45-075-10
	Slide bar for Euchner NZ, DIN right, with escape release	SP SRF-EU-NZ-R	SP-X-45-075-11
	Slide bar for Euchner TZ, DIN left, with escape release	SP SRF-EU-TZ-L	SP-X-45-075-12
	Slide bar for Euchner TZ, DIN right, with escape release	SP SRF-EU-TZ-R	SP-X-45-075-13

Slide bar

Article / Function	Description / Specification	Type designation	Item number
	Slide bar for Adam and Eve, DIN left, with escape release	SP SRF-JS-EDEN-L	SP-X-45-075-20
	Slide bar for Adam and Eve, DIN right, with escape release	SP SRF-JS-EDEN-R	SP-X-45-075-21



SSP Safety System Products GmbH & Co. KG

Zeppelinweg 4 · 78549 Spaichingen

Tel. +49 7424 98049-0 · Fax +49 7424 98049-99

www.safety-products.de · [info@ssp.de.com](mailto:info@ssp.de)

INTERNATIONAL PARTNERS

Find them on our website

www.safety-products.de



we simplify safety