

Applications



High temperature sensors



ELCO Industrie Automation GmbH
Benzstrasse 7
71720 Oberstenfeld
Deutschland
E-Mail: info@elco-automation.de



www.elco-automation.de

ELCO (TIANJIN) ELECTRONICS CO., LTD.
No. 12, 4th XEDA Branch Road
Xiqing Economic Development Area
Tianjin 300385, P. R. China
E-Mail: info@elco.cn



www.elco-holding.com.cn

- ◆ Stainless steel housing
- ◆ IP67
- ◆ Temperature-resistant up to 120°C
- ◆ Multiple choice - KM12, KM18, KM30
- ◆ Suitable for steel manufacturing, special machine tools, construction machinery, food and beverage industries, etc.

High temperature sensor-KM12



- ◆ Stainless steel housing
- ◆ Threaded cylindrical housing
- ◆ Temperature-resistant up to 120°C
- ◆ IP67
- ◆ High-brightness LED indicator

Technical Data

Type	Rated Operating Distance Sn	Mounting	Output	Voltage Range U _B	Rated Current	Switching Frequency	Ambient Temperature	Connection	Fig
Fi2-KM12-OD6L/T120	2mm	Flush	DC NO	10...30VDC	≤100mA	1000Hz	-25...120°C	2m cable	Fig.1
Fi2-KM12-CD6L/T120	2mm	Flush	DC NC	10...30VDC	≤100mA	1000Hz	-25...120°C	2m cable	Fig.1
Ni4-KM12-OD6L/T120	4mm	Non-flush	DC NO	10...30VDC	≤100mA	800Hz	-25...120°C	2m cable	Fig.2
Ni4-KM12-CD6L/T120	4mm	Non-flush	DC NC	10...30VDC	≤100mA	800Hz	-25...120°C	2m cable	Fig.2
Fi2-KM12-OP6L/T120	2mm	Flush	PNP NO	10...30VDC	≤100mA	1000Hz	-25...120°C	2m cable	Fig.1
Fi2-KM12-CP6L/T120	2mm	Flush	PNP NC	10...30VDC	≤100mA	1000Hz	-25...120°C	2m cable	Fig.1
Fi2-KM12-ON6L/T120	2mm	Flush	NPN NO	10...30VDC	≤100mA	1000Hz	-25...120°C	2m cable	Fig.1
Fi2-KM12-CN6L/T120	2mm	Flush	NPN NC	10...30VDC	≤100mA	1000Hz	-25...120°C	2m cable	Fig.1
Ni4-KM12-OP6L/T120	4mm	Non-flush	PNP NO	10...30VDC	≤100mA	800Hz	-25...120°C	2m cable	Fig.2
Ni4-KM12-CP6L/T120	4mm	Non-flush	PNP NC	10...30VDC	≤100mA	800Hz	-25...120°C	2m cable	Fig.2
Ni4-KM12-ON6L/T120	4mm	Non-flush	NPN NO	10...30VDC	≤100mA	800Hz	-25...120°C	2m cable	Fig.2
Ni4-KM12-CN6L/T120	4mm	Non-flush	NPN NC	10...30VDC	≤100mA	800Hz	-25...120°C	2m cable	Fig.2
Fi2-KM12-BP6L/T120	2mm	Flush	PNP NO+NC	10...30VDC	≤100mA	1000Hz	-25...120°C	2m cable	Fig.1
Fi2-KM12-BN6L/T120	2mm	Flush	NPN NO+NC	10...30VDC	≤100mA	1000Hz	-25...120°C	2m cable	Fig.1
Ni4-KM12-BP6L/T120	4mm	Non-flush	PNP NO+NC	10...30VDC	≤100mA	800Hz	-25...120°C	2m cable	Fig.2
Ni4-KM12-BN6L/T120	4mm	Non-flush	NPN NO+NC	10...30VDC	≤100mA	800Hz	-25...120°C	2m cable	Fig.2
Fi2-KM12-OSA3L/T120	2mm	Flush	AC NO	20...250VAC	≤200mA	40Hz	-25...120°C	2m cable	Fig.3
Fi2-KM12-CSA3L/T120	2mm	Flush	AC NC	20...250VAC	≤200mA	40Hz	-25...120°C	2m cable	Fig.3
Ni4-KM12-OSA3L/T120	4mm	Non-flush	AC NO	20...250VAC	≤200mA	40Hz	-25...120°C	2m cable	Fig.4
Ni4-KM12-CSA3L/T120	4mm	Non-flush	AC NC	20...250VAC	≤200mA	40Hz	-25...120°C	2m cable	Fig.4
Fi2-KM12-OA41L/T120	2mm	Flush	DC/AC NO	20...250VAC/DC	DC≤100mA/ AC≤200mA	40Hz	-25...120°C	2m cable	Fig.3
Fi2-KM12-CA41L/T120	2mm	Flush	DC/AC NC	20...250VAC/DC	DC≤100mA/ AC≤200mA	40Hz	-25...120°C	2m cable	Fig.3
Ni4-KM12-OA41L/T120	4mm	Non-flush	DC/AC NO	20...250VAC/DC	DC≤100mA/ AC≤200mA	40Hz	-25...120°C	2m cable	Fig.4
Ni4-KM12-CA41L/T120	4mm	Non-flush	DC/AC NC	20...250VAC/DC	DC≤100mA/ AC≤200mA	40Hz	-25...120°C	2m cable	Fig.4

High temperature sensor-KM12

Dimensions

Fig.1

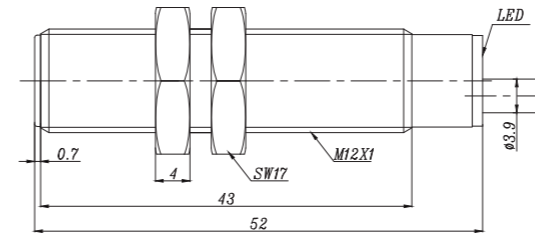


Fig.2

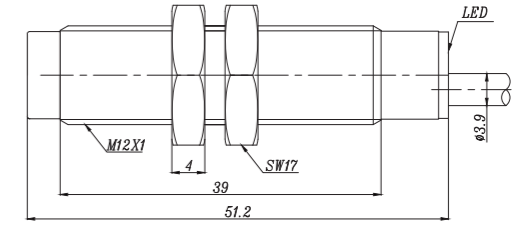


Fig.3

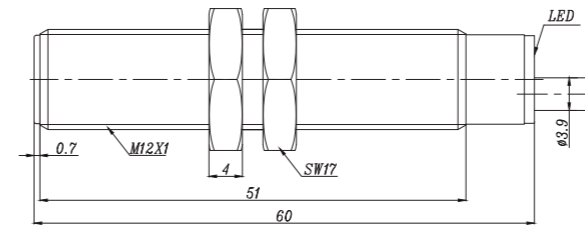
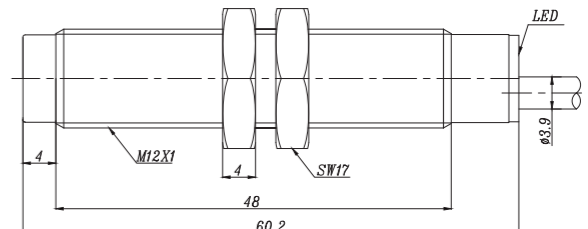
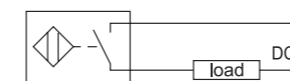


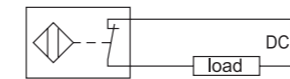
Fig.4



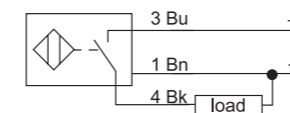
Wiring diagram



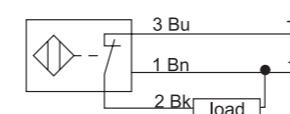
DC-2-wire NO



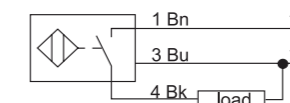
DC-2-wire NC



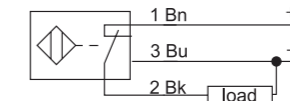
NPN NO



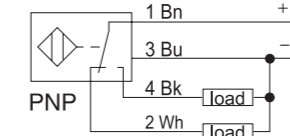
NPN NC



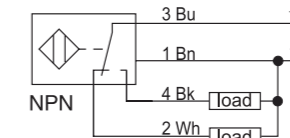
PNP NO



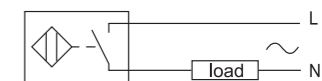
PNP NC



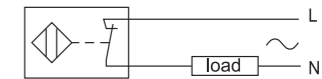
2 NC / 4 NO



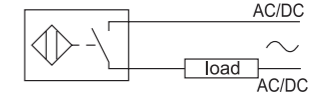
2 NC / 4 NO



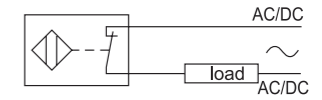
AC-2-wire NO



AC-2-wire NC



AC/DC-2-wire NO



AC/DC-2-wire NC

High temperature sensor-KM12



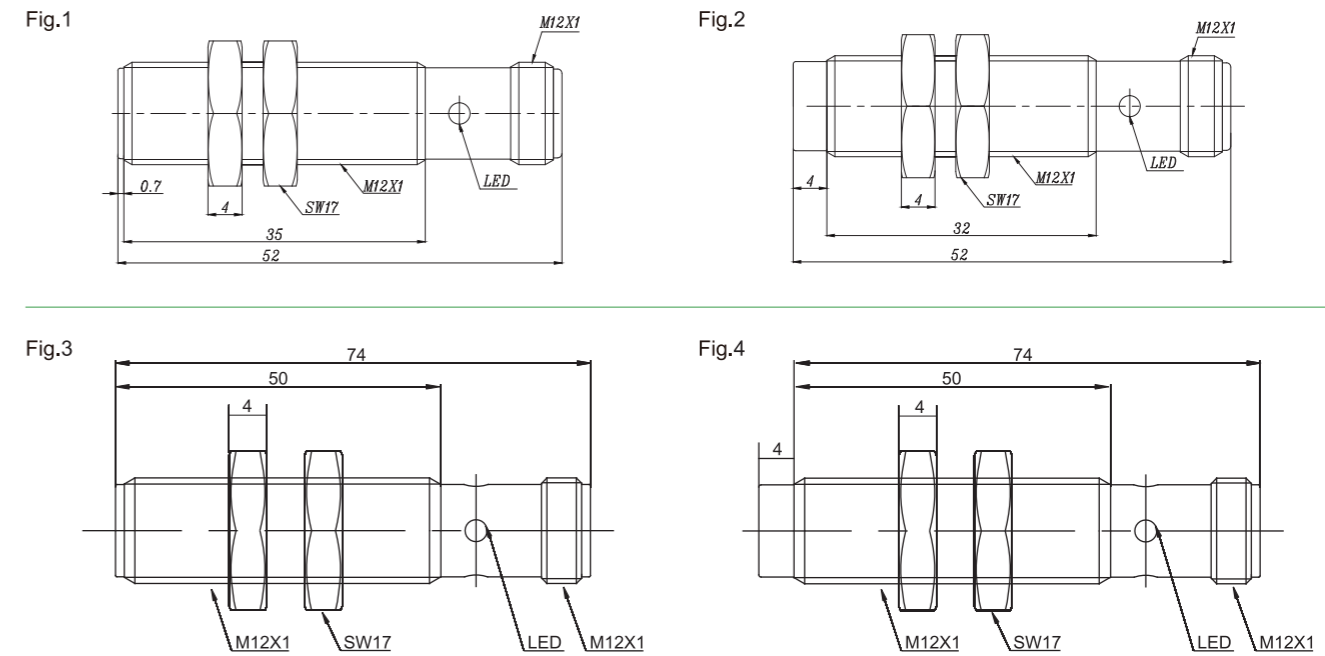
- ◆ Stainless steel housing
- ◆ Threaded cylindrical housing
- ◆ Temperature-resistant up to 120°C
- ◆ IP67
- ◆ High-brightness LED indicator

Technical Data

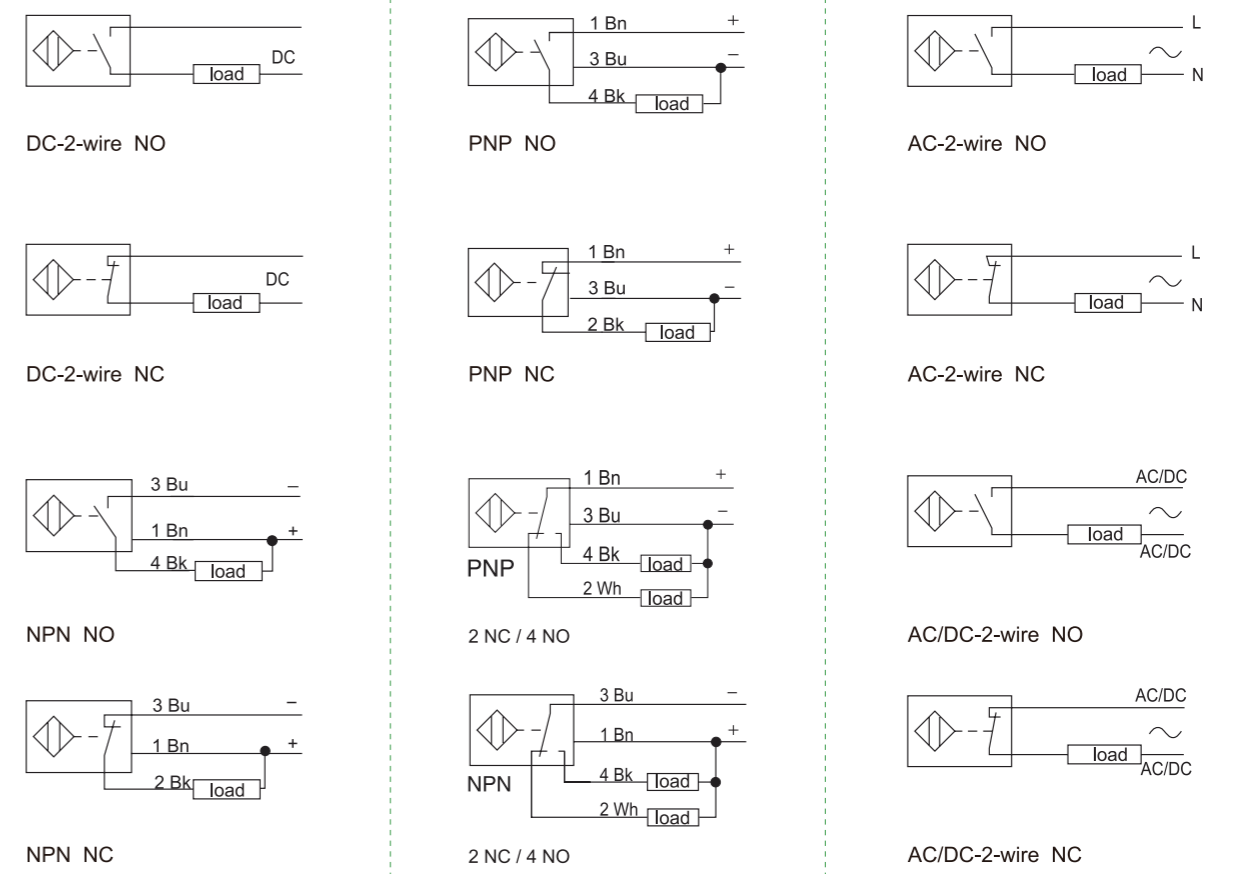
Type	Rated Operating Distance Sn	Mounting	Output	Voltage Range U _B	Rated Current	Switching Frequency	Ambient Temperature	Connection	Fig
Fi2-KM12-OD6L-Q12/T120	2mm	Flush	DC NO	10...30VDC	≤100mA	1000Hz	-25...120°C	M12 Connector	Fig.1
Fi2-KM12-CD6L-Q12/T120	2mm	Flush	DC NC	10...30VDC	≤100mA	1000Hz	-25...120°C	M12 Connector	Fig.1
Ni4-KM12-OD6L-Q12/T120	4mm	Non-flush	DC NO	10...30VDC	≤100mA	800Hz	-25...120°C	M12 Connector	Fig.2
Ni4-KM12-CD6L-Q12/T120	4mm	Non-flush	DC NC	10...30VDC	≤100mA	800Hz	-25...120°C	M12 Connector	Fig.2
Fi2-KM12-OP6L-Q12/T120	2mm	Flush	PNP NO	10...30VDC	≤100mA	1000Hz	-25...120°C	M12 Connector	Fig.1
Fi2-KM12-CP6L-Q12/T120	2mm	Flush	PNP NC	10...30VDC	≤100mA	1000Hz	-25...120°C	M12 Connector	Fig.1
Fi2-KM12-ON6L-Q12/T120	2mm	Flush	NPN NO	10...30VDC	≤100mA	1000Hz	-25...120°C	M12 Connector	Fig.1
Fi2-KM12-CN6L-Q12/T120	2mm	Flush	NPN NC	10...30VDC	≤100mA	1000Hz	-25...120°C	M12 Connector	Fig.1
Ni4-KM12-OP6L-Q12/T120	4mm	Non-flush	PNP NO	10...30VDC	≤100mA	800Hz	-25...120°C	M12 Connector	Fig.2
Ni4-KM12-CP6L-Q12/T120	4mm	Non-flush	PNP NC	10...30VDC	≤100mA	800Hz	-25...120°C	M12 Connector	Fig.2
Ni4-KM12-ON6L-Q12/T120	4mm	Non-flush	NPN NO	10...30VDC	≤100mA	800Hz	-25...120°C	M12 Connector	Fig.2
Ni4-KM12-CN6L-Q12/T120	4mm	Non-flush	NPN NC	10...30VDC	≤100mA	800Hz	-25...120°C	M12 Connector	Fig.2
Fi2-KM12-BP6L-Q12/T120	2mm	Flush	PNP NO+NC	10...30VDC	≤100mA	1000Hz	-25...120°C	M12 Connector	Fig.1
Fi2-KM12-BN6L-Q12/T120	2mm	Flush	NPN NO+NC	10...30VDC	≤100mA	1000Hz	-25...120°C	M12 Connector	Fig.1
Ni4-KM12-BP6L-Q12/T120	4mm	Non-flush	PNP NO+NC	10...30VDC	≤100mA	800Hz	-25...120°C	M12 Connector	Fig.2
Ni4-KM12-BN6L-Q12/T120	4mm	Non-flush	NPN NO+NC	10...30VDC	≤100mA	800Hz	-25...120°C	M12 Connector	Fig.2
Fi2-KM12-OSA3L-Q12/T120	2mm	Flush	AC NO	20...250VAC	≤200mA	40Hz	-25...120°C	M12 Connector	Fig.3
Fi2-KM12-CSA3L-Q12/T120	2mm	Flush	AC NC	20...250VAC	≤200mA	40Hz	-25...120°C	M12 Connector	Fig.3
Ni4-KM12-OSA3L-Q12/T120	4mm	Non-flush	AC NO	20...250VAC	≤200mA	40Hz	-25...120°C	M12 Connector	Fig.4
Ni4-KM12-CSA3L-Q12/T120	4mm	Non-flush	AC NC	20...250VAC	≤200mA	40Hz	-25...120°C	M12 Connector	Fig.4
Fi2-KM12-OA41L-Q12/T120	2mm	Flush	DC/AC NO	20...250VAC/DC	DC≤100mA/ AC≤200mA	40Hz	-25...120°C	M12 Connector	Fig.3
Fi2-KM12-CA41L-Q12/T120	2mm	Flush	DC/AC NC	20...250VAC/DC	DC≤100mA/ AC≤200mA	40Hz	-25...120°C	M12 Connector	Fig.3
Ni4-KM12-OA41L-Q12/T120	4mm	Non-flush	DC/AC NO	20...250VAC/DC	DC≤100mA/ AC≤200mA	40Hz	-25...120°C	M12 Connector	Fig.4
Ni4-KM12-CA41L-Q12/T120	4mm	Non-flush	DC/AC NC	20...250VAC/DC	DC≤100mA/ AC≤200mA	40Hz	-25...120°C	M12 Connector	Fig.4

High temperature sensor-KM12


Dimensions



Wiring diagram



High temperature sensor-KM18



- ◆ Stainless steel housing
- ◆ Threaded cylindrical housing
- ◆ Temperature-resistant up to 120°C
- ◆ IP67
- ◆ High-brightness LED indicator

Technical Data

Type	Rated Operating Distance Sn	Mounting	Output	Voltage Range U _B	Rated Current	Switching Frequency	Ambient Temperature	Connection	Fig
Fi5-KM18-OD6L/T120	5mm	Flush	DC NO	10...30VDC	≤100mA	800Hz	-25...120°C	2m cable	Fig.1
Fi5-KM18-CD6L/T120	5mm	Flush	DC NC	10...30VDC	≤100mA	800Hz	-25...120°C	2m cable	Fig.1
Ni8-KM18-OD6L/T120	8mm	Non-flush	DC NO	10...30VDC	≤100mA	500Hz	-25...120°C	2m cable	Fig.2
Ni8-KM18-CD6L/T120	8mm	Non-flush	DC NC	10...30VDC	≤100mA	500Hz	-25...120°C	2m cable	Fig.2
Fi5-KM18-OP6L/T120	5mm	Flush	PNP NO	10...30VDC	≤100mA	800Hz	-25...120°C	2m cable	Fig.1
Fi5-KM18-CP6L/T120	5mm	Flush	PNP NC	10...30VDC	≤100mA	800Hz	-25...120°C	2m cable	Fig.1
Fi5-KM18-ON6L/T120	5mm	Flush	NPN NO	10...30VDC	≤100mA	800Hz	-25...120°C	2m cable	Fig.1
Fi5-KM18-CN6L/T120	5mm	Flush	NPN NC	10...30VDC	≤100mA	800Hz	-25...120°C	2m cable	Fig.1
Ni8-KM18-OP6L/T120	8mm	Non-flush	PNP NO	10...30VDC	≤100mA	500Hz	-25...120°C	2m cable	Fig.2
Ni8-KM18-CP6L/T120	8mm	Non-flush	PNP NC	10...30VDC	≤100mA	500Hz	-25...120°C	2m cable	Fig.2
Ni8-KM18-ON6L/T120	8mm	Non-flush	NPN NO	10...30VDC	≤100mA	500Hz	-25...120°C	2m cable	Fig.2
Ni8-KM18-CN6L/T120	8mm	Non-flush	NPN NC	10...30VDC	≤100mA	500Hz	-25...120°C	2m cable	Fig.2
Fi5-KM18-BP6L/T120	5mm	Flush	PNP NO+NC	10...30VDC	≤100mA	800Hz	-25...120°C	2m cable	Fig.1
Fi5-KM18-BN6L/T120	5mm	Flush	NPN NO+NC	10...30VDC	≤100mA	800Hz	-25...120°C	2m cable	Fig.1
Ni8-KM18-BP6L/T120	8mm	Non-flush	PNP NO+NC	10...30VDC	≤100mA	500Hz	-25...120°C	2m cable	Fig.2
Ni8-KM18-BN6L/T120	8mm	Non-flush	NPN NO+NC	10...30VDC	≤100mA	500Hz	-25...120°C	2m cable	Fig.2
Fi5-KM18-OSA3L/T120	5mm	Flush	AC NO	20...250VAC	≤200mA	40Hz	-25...120°C	2m cable	Fig.3
Fi5-KM18-CSA3L/T120	5mm	Flush	AC NC	20...250VAC	≤200mA	40Hz	-25...120°C	2m cable	Fig.3
Ni8-KM18-OSA3L/T120	8mm	Non-flush	AC NO	20...250VAC	≤200mA	40Hz	-25...120°C	2m cable	Fig.4
Ni8-KM18-CSA3L/T120	8mm	Non-flush	AC NC	20...250VAC	≤200mA	40Hz	-25...120°C	2m cable	Fig.4
Fi5-KM18-OA41L/T120	5mm	Flush	DC/AC NO	20...250VAC/DC	DC≤100mA/ AC≤200mA	40Hz	-25...120°C	2m cable	Fig.3
Fi5-KM18-CA41L/T120	5mm	Flush	DC/AC NC	20...250VAC/DC	DC≤100mA/ AC≤200mA	40Hz	-25...120°C	2m cable	Fig.3
Ni8-KM18-OA41L/T120	8mm	Non-flush	DC/AC NO	20...250VAC/DC	DC≤100mA/ AC≤200mA	40Hz	-25...120°C	2m cable	Fig.4
Ni8-KM18-CA41L/T120	8mm	Non-flush	DC/AC NC	20...250VAC/DC	DC≤100mA/ AC≤200mA	40Hz	-25...120°C	2m cable	Fig.4

High temperature sensor-KM18

Dimensions

Fig.1

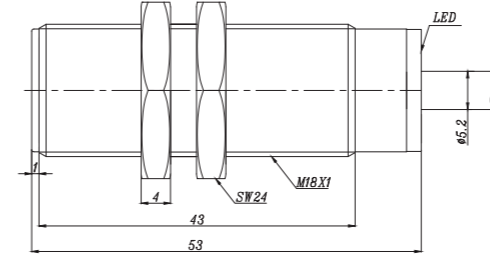


Fig.2

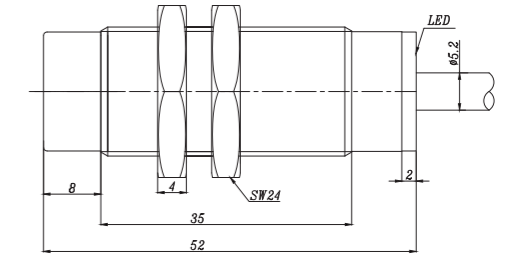


Fig.3

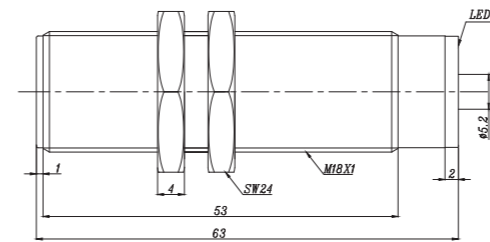
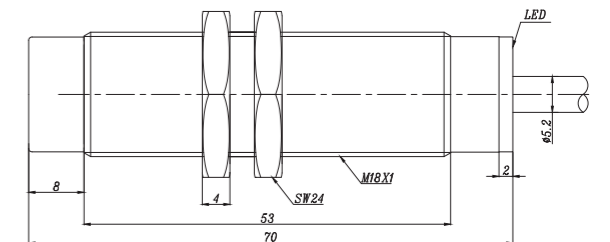
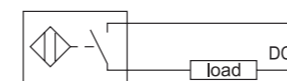


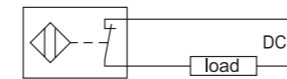
Fig.4



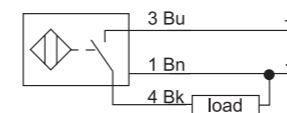
Wiring diagram



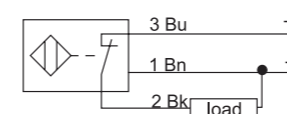
DC-2-wire NO



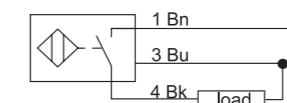
DC-2-wire NC



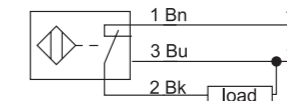
NPN NO



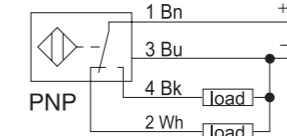
NPN NC



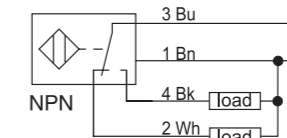
PNP NO



PNP NC



2 NC / 4 NO



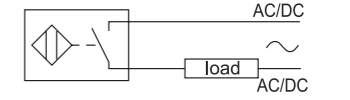
2 NC / 4 NO



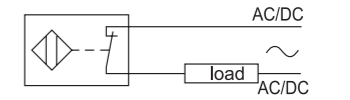
AC-2-wire NO



AC-2-wire NC



AC/DC-2-wire NO



AC/DC-2-wire NC

High temperature sensor-KM18



- ◆ Stainless steel housing
- ◆ Threaded cylindrical housing
- ◆ Temperature-resistant up to 120°C
- ◆ IP67
- ◆ High-brightness LED indicator

Technical Data

Type	Rated Operating Distance Sn	Mounting	Output	Voltage Range U _B	Rated Current	Switching Frequency	Ambient Temperature	Connection	Fig
Fi5-KM18-OD6L-Q12/T120	5mm	Flush	DC NO	10...30VDC	≤100mA	800Hz	-25...120°C	M12 Connector	Fig.1
Fi5-KM18-CD6L-Q12/T120	5mm	Flush	DC NC	10...30VDC	≤100mA	800Hz	-25...120°C	M12 Connector	Fig.1
Ni8-KM18-OD6L-Q12/T120	8mm	Non-flush	DC NO	10...30VDC	≤100mA	500Hz	-25...120°C	M12 Connector	Fig.2
Ni8-KM18-CD6L-Q12/T120	8mm	Non-flush	DC NC	10...30VDC	≤100mA	500Hz	-25...120°C	M12 Connector	Fig.2
Fi5-KM18-OP6L-Q12/T120	5mm	Flush	PNP NO	10...30VDC	≤100mA	800Hz	-25...120°C	M12 Connector	Fig.1
Fi5-KM18-CP6L-Q12/T120	5mm	Flush	PNP NC	10...30VDC	≤100mA	800Hz	-25...120°C	M12 Connector	Fig.1
Fi5-KM18-ON6L-Q12/T120	5mm	Flush	NPN NO	10...30VDC	≤100mA	800Hz	-25...120°C	M12 Connector	Fig.1
Fi5-KM18-CN6L-Q12/T120	5mm	Flush	NPN NC	10...30VDC	≤100mA	800Hz	-25...120°C	M12 Connector	Fig.1
Ni8-KM18-OP6L-Q12/T120	8mm	Non-flush	PNP NO	10...30VDC	≤100mA	500Hz	-25...120°C	M12 Connector	Fig.2
Ni8-KM18-CP6L-Q12/T120	8mm	Non-flush	PNP NC	10...30VDC	≤100mA	500Hz	-25...120°C	M12 Connector	Fig.2
Ni8-KM18-ON6L-Q12/T120	8mm	Non-flush	NPN NO	10...30VDC	≤100mA	500Hz	-25...120°C	M12 Connector	Fig.2
Ni8-KM18-CN6L-Q12/T120	8mm	Non-flush	NPN NC	10...30VDC	≤100mA	500Hz	-25...120°C	M12 Connector	Fig.2
Fi5-KM18-BP6L-Q12/T120	5mm	Flush	PNP NO+NC	10...30VDC	≤100mA	800Hz	-25...120°C	M12 Connector	Fig.1
Fi5-KM18-BN6L-Q12/T120	5mm	Flush	NPN NO+NC	10...30VDC	≤100mA	800Hz	-25...120°C	M12 Connector	Fig.1
Ni8-KM18-BP6L-Q12/T120	8mm	Non-flush	PNP NO+NC	10...30VDC	≤100mA	500Hz	-25...120°C	M12 Connector	Fig.2
Ni8-KM18-BN6L-Q12/T120	8mm	Non-flush	NPN NO+NC	10...30VDC	≤100mA	500Hz	-25...120°C	M12 Connector	Fig.2
Fi5-KM18-OSA3L-Q12/T120	5mm	Flush	AC NO	20...250VAC	≤200mA	40Hz	-25...120°C	M12 Connector	Fig.3
Fi5-KM18-CSA3L-Q12/T120	5mm	Flush	AC NC	20...250VAC	≤200mA	40Hz	-25...120°C	M12 Connector	Fig.3
Ni8-KM18-OSA3L-Q12/T120	8mm	Non-flush	AC NO	20...250VAC	≤200mA	40Hz	-25...120°C	M12 Connector	Fig.4
Ni8-KM18-CSA3L-Q12/T120	8mm	Non-flush	AC NC	20...250VAC	≤200mA	40Hz	-25...120°C	M12 Connector	Fig.4
Fi5-KM18-OA41L-Q12/T120	5mm	Flush	DC/AC NO	20...250VAC/DC	DC≤100mA/ AC≤200mA	40Hz	-25...120°C	M12 Connector	Fig.3
Fi5-KM18-CA41L-Q12/T120	5mm	Flush	DC/AC NC	20...250VAC/DC	DC≤100mA/ AC≤200mA	40Hz	-25...120°C	M12 Connector	Fig.3
Ni8-KM18-OA41L-Q12/T120	8mm	Non-flush	DC/AC NO	20...250VAC/DC	DC≤100mA/ AC≤200mA	40Hz	-25...120°C	M12 Connector	Fig.4
Ni8-KM18-CA41L-Q12/T120	8mm	Non-flush	DC/AC NC	20...250VAC/DC	DC≤100mA/ AC≤200mA	40Hz	-25...120°C	M12 Connector	Fig.4

High temperature sensor-KM18

Dimensions

Fig.1

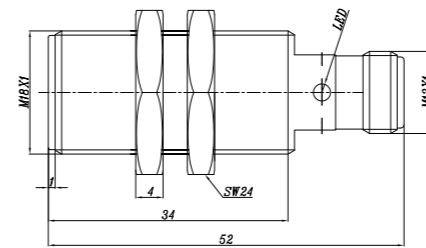


Fig.2

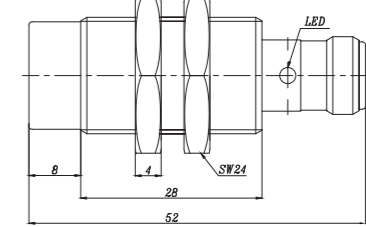


Fig.3

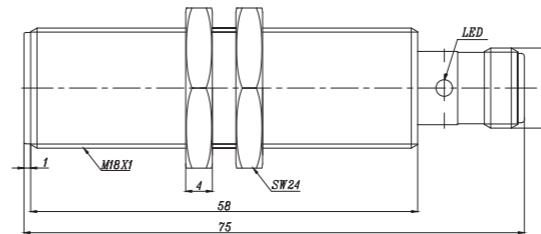
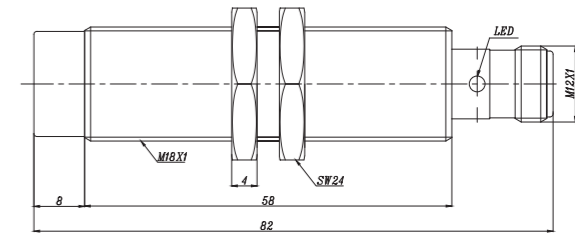
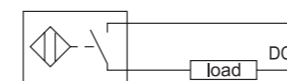


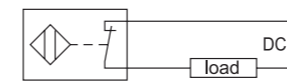
Fig.4



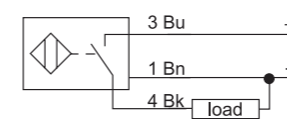
Wiring diagram



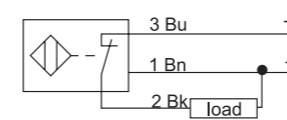
DC-2-wire NO



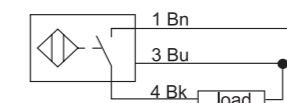
DC-2-wire NC



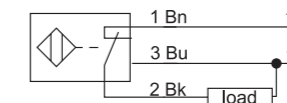
NPN NO



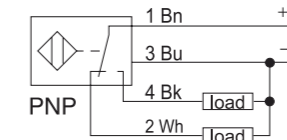
NPN NC



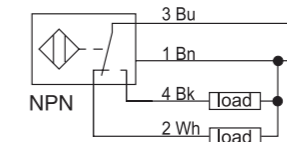
PNP NO



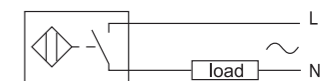
PNP NC



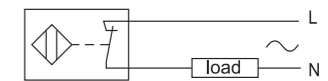
2 NC / 4 NO



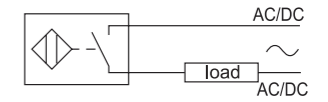
2 NC / 4 NO



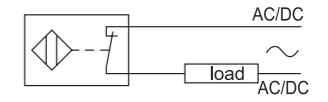
AC-2-wire NO



AC-2-wire NC




AC/DC-2-wire NO



AC/DC-2-wire NC

High temperature sensor-KM30



- ◆ Stainless steel housing
- ◆ Threaded cylindrical housing
- ◆ Temperature-resistant up to 120°C
- ◆ IP67
- ◆ High-brightness LED indicator

Technical Data

Type	Rated Operating Distance Sn	Mounting	Output	Voltage Range U _B	Rated Current	Switching Frequency	Ambient Temperature	Connection	Fig
Fi10-KM30-OD6L/T120	10mm	Flush	DC NO	10...30VDC	≤100mA	400Hz	-25...120°C	2m cable	Fig.1
Fi10-KM30-CD6L/T120	10mm	Flush	DC NC	10...30VDC	≤100mA	400Hz	-25...120°C	2m cable	Fig.1
Ni15-KM30-OD6L/T120	15mm	Non-flush	DC NO	10...30VDC	≤100mA	200Hz	-25...120°C	2m cable	Fig.2
Ni15-KM30-CD6L/T120	15mm	Non-flush	DC NC	10...30VDC	≤100mA	200Hz	-25...120°C	2m cable	Fig.2
Fi10-KM30-OP6L/T120	10mm	Flush	PNP NO	10...30VDC	≤100mA	400Hz	-25...120°C	2m cable	Fig.1
Fi10-KM30-CP6L/T120	10mm	Flush	PNP NC	10...30VDC	≤100mA	400Hz	-25...120°C	2m cable	Fig.1
Fi10-KM30-ON6L/T120	10mm	Flush	NPN NO	10...30VDC	≤100mA	400Hz	-25...120°C	2m cable	Fig.1
Fi10-KM30-CN6L/T120	10mm	Flush	NPN NC	10...30VDC	≤100mA	400Hz	-25...120°C	2m cable	Fig.1
Ni15-KM30-OP6L/T120	15mm	Non-flush	PNP NO	10...30VDC	≤100mA	200Hz	-25...120°C	2m cable	Fig.2
Ni15-KM30-CP6L/T120	15mm	Non-flush	PNP NC	10...30VDC	≤100mA	200Hz	-25...120°C	2m cable	Fig.2
Ni15-KM30-ON6L/T120	15mm	Non-flush	NPN NO	10...30VDC	≤100mA	200Hz	-25...120°C	2m cable	Fig.2
Ni15-KM30-CN6L/T120	15mm	Non-flush	NPN NC	10...30VDC	≤100mA	200Hz	-25...120°C	2m cable	Fig.2
Fi10-KM30-BP6L/T120	10mm	Flush	PNP NO+NC	10...30VDC	≤100mA	400Hz	-25...120°C	2m cable	Fig.1
Fi10-KM30-BN6L/T120	10mm	Flush	NPN NO+NC	10...30VDC	≤100mA	400Hz	-25...120°C	2m cable	Fig.1
Ni15-KM30-BP6L/T120	15mm	Non-flush	PNP NO+NC	10...30VDC	≤100mA	200Hz	-25...120°C	2m cable	Fig.2
Ni15-KM30-BN6L/T120	15mm	Non-flush	NPN NO+NC	10...30VDC	≤100mA	200Hz	-25...120°C	2m cable	Fig.2
Fi10-KM30-OSA3L/T120	10mm	Flush	AC NO	20...250VAC	≤200mA	40Hz	-25...120°C	2m cable	Fig.3
Fi10-KM30-CSA3L/T120	10mm	Flush	AC NC	20...250VAC	≤200mA	40Hz	-25...120°C	2m cable	Fig.3
Ni15-KM30-OSA3L/T120	15mm	Non-flush	AC NO	20...250VAC	≤200mA	40Hz	-25...120°C	2m cable	Fig.4
Ni15-KM30-CSA3L/T120	15mm	Non-flush	AC NC	20...250VAC	≤200mA	40Hz	-25...120°C	2m cable	Fig.4
Fi10-KM30-OA41L/T120	10mm	Flush	DC/AC NO	20...250VAC/DC	DC≤100mA/ AC≤200mA	40Hz	-25...120°C	2m cable	Fig.3
Fi10-KM30-CA41L/T120	10mm	Flush	DC/AC NC	20...250VAC/DC	DC≤100mA/ AC≤200mA	40Hz	-25...120°C	2m cable	Fig.3
Ni15-KM30-OA41L/T120	15mm	Non-flush	DC/AC NO	20...250VAC/DC	DC≤100mA/ AC≤200mA	40Hz	-25...120°C	2m cable	Fig.4
Ni15-KM30-CA41L/T120	15mm	Non-flush	DC/AC NC	20...250VAC/DC	DC≤100mA/ AC≤200mA	40Hz	-25...120°C	2m cable	Fig.4

High temperature sensor-KM30

Dimensions

Fig.1

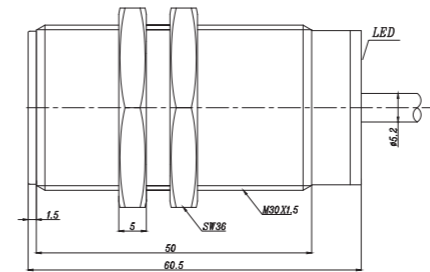


Fig.2

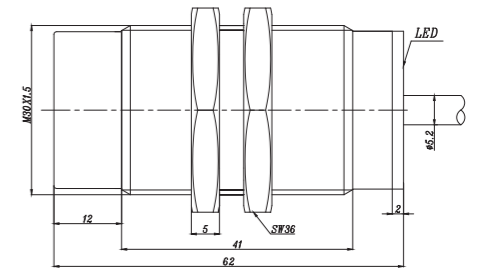


Fig.3

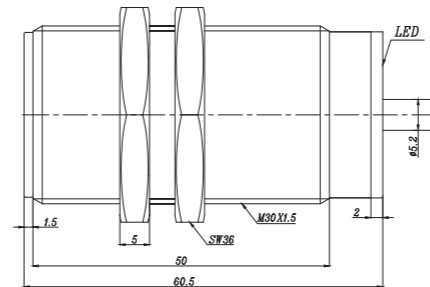
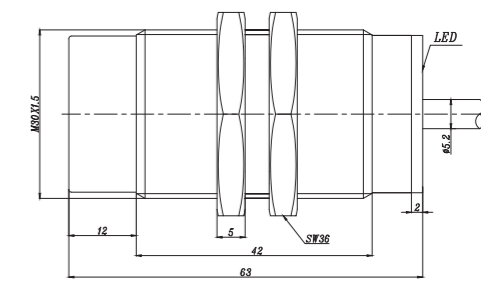


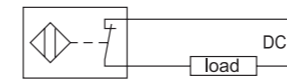
Fig.4



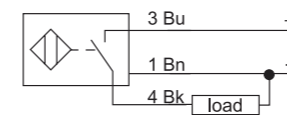
Wiring diagram



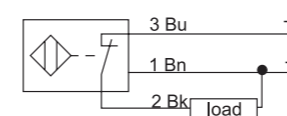
DC-2-wire NO



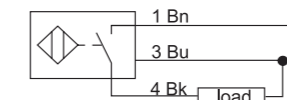
DC-2-wire NC



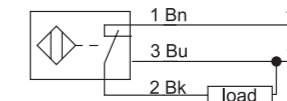
NPN NO



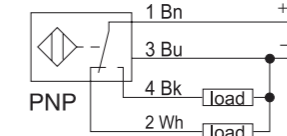
NPN NC



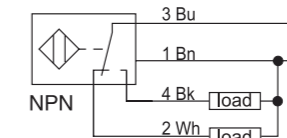
PNP NO



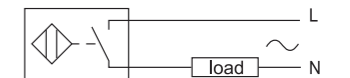
PNP NC



2 NC / 4 NO



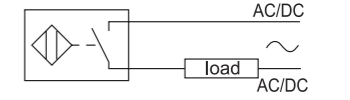
2 NC / 4 NO



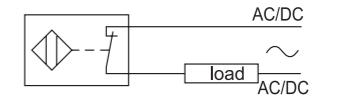
AC-2-wire NO



AC-2-wire NC



AC/DC-2-wire NO



AC/DC-2-wire NC

High temperature sensor-KM30



- ◆ Stainless steel housing
- ◆ Threaded cylindrical housing
- ◆ Temperature-resistant up to 120°C
- ◆ IP67
- ◆ High-brightness LED indicator

Technical Data

Type	Rated Operating Distance Sn	Mounting	Output	Voltage Range U _B	Rated Current	Switching Frequency	Ambient Temperature	Connection	Fig
Fi10-KM30-OD6L-Q12/T120	10mm	Flush	DC NO	10...30VDC	≤100mA	400Hz	-25...120°C	M12 Connector	Fig.1
Fi10-KM30-CD6L-Q12/T120	10mm	Flush	DC NC	10...30VDC	≤100mA	400Hz	-25...120°C	M12 Connector	Fig.1
Ni15-KM30-OD6L-Q12/T120	15mm	Non-flush	DC NO	10...30VDC	≤100mA	200Hz	-25...120°C	M12 Connector	Fig.2
Ni15-KM30-CD6L-Q12/T120	15mm	Non-flush	DC NC	10...30VDC	≤100mA	200Hz	-25...120°C	M12 Connector	Fig.2
Fi10-KM30-OP6L-Q12/T120	10mm	Flush	PNP NO	10...30VDC	≤100mA	400Hz	-25...120°C	M12 Connector	Fig.1
Fi10-KM30-CP6L-Q12/T120	10mm	Flush	PNP NC	10...30VDC	≤100mA	400Hz	-25...120°C	M12 Connector	Fig.1
Fi10-KM30-ON6L-Q12/T120	10mm	Flush	NPN NO	10...30VDC	≤100mA	400Hz	-25...120°C	M12 Connector	Fig.1
Fi10-KM30-CN6L-Q12/T120	10mm	Flush	NPN NC	10...30VDC	≤100mA	400Hz	-25...120°C	M12 Connector	Fig.1
Ni15-KM30-OP6L-Q12/T120	15mm	Non-flush	PNP NO	10...30VDC	≤100mA	200Hz	-25...120°C	M12 Connector	Fig.2
Ni15-KM30-CP6L-Q12/T120	15mm	Non-flush	PNP NC	10...30VDC	≤100mA	200Hz	-25...120°C	M12 Connector	Fig.2
Ni15-KM30-ON6L-Q12/T120	15mm	Non-flush	NPN NO	10...30VDC	≤100mA	200Hz	-25...120°C	M12 Connector	Fig.2
Ni15-KM30-CN6L-Q12/T120	15mm	Non-flush	NPN NC	10...30VDC	≤100mA	200Hz	-25...120°C	M12 Connector	Fig.2
Fi10-KM30-BP6L-Q12/T120	10mm	Flush	PNP NO+NC	10...30VDC	≤100mA	400Hz	-25...120°C	M12 Connector	Fig.1
Fi10-KM30-BN6L-Q12/T120	10mm	Flush	NPN NO+NC	10...30VDC	≤100mA	400Hz	-25...120°C	M12 Connector	Fig.1
Ni15-KM30-BP6L-Q12/T120	15mm	Non-flush	PNP NO+NC	10...30VDC	≤100mA	200Hz	-25...120°C	M12 Connector	Fig.2
Ni15-KM30-BN6L-Q12/T120	15mm	Non-flush	NPN NO+NC	10...30VDC	≤100mA	200Hz	-25...120°C	M12 Connector	Fig.2
Fi10-KM30-OSA3L-Q12/T120	10mm	Flush	AC NO	20...250VAC	≤200mA	40Hz	-25...120°C	M12 Connector	Fig.3
Fi10-KM30-CSA3L-Q12/T120	10mm	Flush	AC NC	20...250VAC	≤200mA	40Hz	-25...120°C	M12 Connector	Fig.3
Ni15-KM30-OSA3L-Q12/T120	15mm	Non-flush	AC NO	20...250VAC	≤200mA	40Hz	-25...120°C	M12 Connector	Fig.4
Ni15-KM30-CSA3L-Q12/T120	15mm	Non-flush	AC NC	20...250VAC	≤200mA	40Hz	-25...120°C	M12 Connector	Fig.4
Fi10-KM30-OA41L-Q12/T120	10mm	Flush	DC/AC NO	20...250VAC/DC	DC≤100mA/ AC≤200mA	40Hz	-25...120°C	M12 Connector	Fig.3
Fi10-KM30-CA41L-Q12/T120	10mm	Flush	DC/AC NC	20...250VAC/DC	DC≤100mA/ AC≤200mA	40Hz	-25...120°C	M12 Connector	Fig.3
Ni15-KM30-OA41L-Q12/T120	15mm	Non-flush	DC/AC NO	20...250VAC/DC	DC≤100mA/ AC≤200mA	40Hz	-25...120°C	M12 Connector	Fig.4
Ni15-KM30-CA41L-Q12/T120	15mm	Non-flush	DC/AC NC	20...250VAC/DC	DC≤100mA/ AC≤200mA	40Hz	-25...120°C	M12 Connector	Fig.4

High temperature sensor-KM30

Dimensions

Fig.1

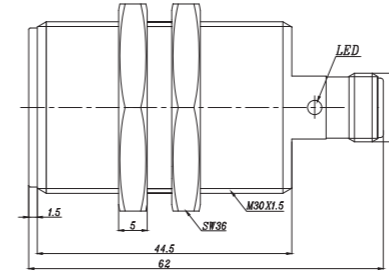


Fig.2

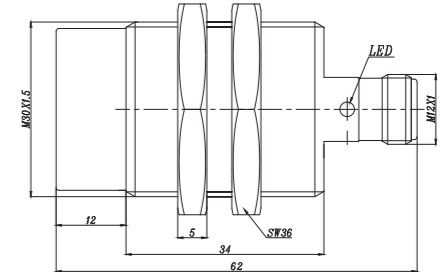


Fig.3

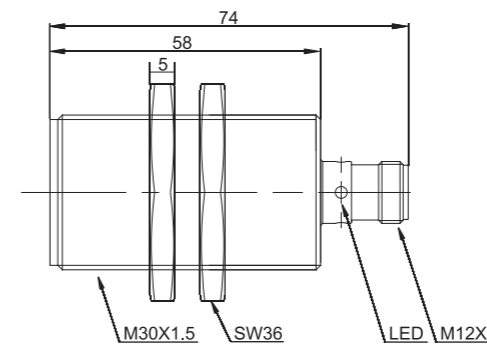
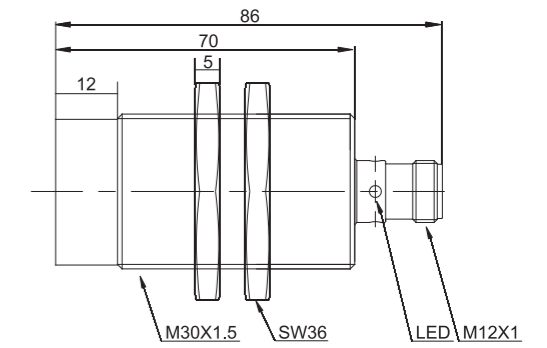
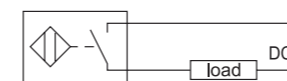


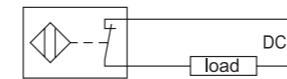
Fig.4



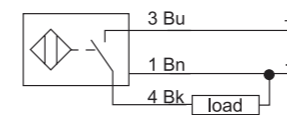
Wiring diagram



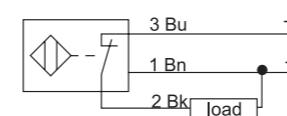
DC-2-wire NO



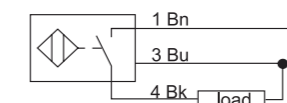
DC-2-wire NC



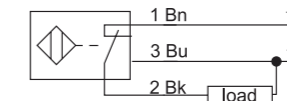
NPN NO



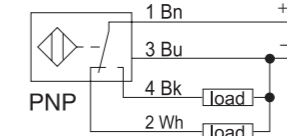
NPN NC



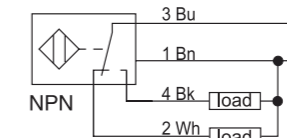
PNP NO



PNP NC



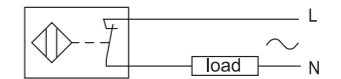
2 NC / 4 NO



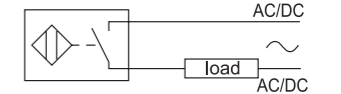
2 NC / 4 NO



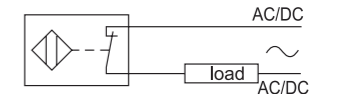
AC-2-wire NO



AC-2-wire NC



AC/DC-2-wire NO



AC/DC-2-wire NC

